

Empowering

Caregivers & Individuals with Disabilities

A Comprehensive Guide for PwDs in Telangana



ACKNOWLEDGEMENTS

We extend our heartfelt gratitude to the numerous individuals, organisations, and government officials whose unwavering support and cooperation have made this knowledge repository booklet a reality. It is through their dedication and commitment that we are able to empower caregivers and individuals with disabilities in Telangana.

Government Officials of Telangana- We would like to express our sincere appreciation to the government officials of Telangana for their invaluable cooperation and collaboration. Your dedication to improving the lives of PwDs and your commitment to inclusivity have been instrumental in shaping this initiative.

We acknowledge our sincere thanks to the following teams

Nayi Disha Resource Centre team

- Ms. Prachi Deo – Founder – Executive Director
- Ms. Shanmukha Priya Chadarada – Project Consultant
- Ms. Somhrita Bhattacharjee – Manager, Content
- Dr. Aditi Koomar, Manager – Donor Management & Partnerships

Tech Mahindra Digital Studio Team

- Ms. Anjali Dutta – Vice President, Head of Digital Studio (XDS)
- Mr. Sukesh Tiwari – Manager, Content Strategy & Video Production
- Mr. Vamsee A – Senior Technical Writer, Content Strategy & Video Production
- Mr. Rohit Tirkey – Tech Lead, UI Design
- Mr. Abhishek Kudal – Sr. Designer

Tech Mahindra Foundation team

- Mr. Chetan Kapoor – CEO, Tech Mahindra Foundation
- Mr. MSB Sudheer Babu – Program Director, Youth Empowerment
- Ms. Neha Soneji – Program Director, Child Development
- Mr. Anji Reddy Yekkanti – Location Manager, Hyderabad
- Mr. Praveen kumar P – Deputy Manager, Education & Disability

Partner Implementing Projects of Tech Mahindra Foundation – **Sadhana Society** for Intellectual Disability & **Ashray Akruti**.

Your vision and efforts have played a pivotal role in creating a more inclusive and supportive environment for PwDs and their caregivers in our beloved state of Telangana. We look forward to continuing this transformative journey together, ensuring that Persons with Disabilities can lead a life of dignity, opportunity, and empowerment.

This booklet is a testament to the power of collaboration and the shared mission to make a positive impact on the lives of PwDs and their caregivers. We are deeply grateful for your support and look forward to a future filled with continued progress and inclusivity.





Mr. Chetan Kapoor
CEO, Tech Mahindra Foundation

Foreword

Dear Friends,

I am delighted to introduce this pivotal collaboration between Tech Mahindra Foundation and Nayi Disha. Our commitment to fostering positive change and supporting marginalised communities has found new wings through this partnership, specifically aimed at uplifting the lives of Persons with Disabilities (PwDs) in Telangana.

At Tech Mahindra Foundation, we have long believed in the transformative power of education and empowerment. Our collaboration with Nayi Disha symbolises a shared dedication to creating a lasting impact, ensuring that persons with disabilities, along with their families, have access to the necessary resources and support.

Empowering Caregivers and Persons with Disabilities: A Comprehensive Guide for PwDs & PwIDDs in Telangana, a project born from this partnership, is a testament to our joint efforts. It's a comprehensive resource hub designed to bridge information gaps, empower caregivers, and promote self-advocacy and independence for PwDs.

I extend my deepest gratitude to the visionary team at Nayi Disha and to everyone involved in making this initiative a reality. Together, we aim to break barriers, nurture potential, and create a future where every individual's dreams and aspirations have the opportunity to flourish.

Warm regards,

Chetan Kapoor

CEO, Tech Mahindra Foundation

TECH
mahindra
FOUNDATION



Ms. Prachi Deo
CEO & Founder, Nayi Disha

Foreword

I'm thrilled to share this momentous collaboration between Nayi Disha and Tech Mahindra Foundation. It's a deeply personal milestone for me and the entire Nayi Disha family. Since day one, our mission has been about creating a supportive, inclusive space for individuals with Intellectual and Developmental Disabilities (PwIDDs) and their families. And now, this partnership in the heart of Telangana is a giant leap forward.

Nayi Disha's journey has been driven by a simple yet powerful belief in inclusivity, empowerment, and advocacy. This union with Tech Mahindra Foundation marks a new chapter, one where we stand hand in hand to address the diverse needs and challenges faced by PwIDDs and their families.

The Knowledge Repository is our joint endeavor, a treasure trove of information aimed at closing the information gap, supporting caregivers, and empowering PwIDDs on their path to self-advocacy and independence. It's our collective promise to break down barriers and create an environment where every individual can flourish without limitations.

I want to express my heartfelt thanks to the Tech Mahindra Foundation for their unyielding support and shared vision. Together, let's continue on this journey, striving for a future where inclusivity and support for PwIDDs aren't just aspirations but a daily reality for every family in Telangana and beyond.

Warm Regards,

Prachi Deo

CEO & Founder

Nayi Disha





Ms. B. Shailaja

M.A., L.L.B.,

Director, Department for Empowerment of PwDs, Senior Citizens & TGPs
State Commissioner, RPwDs, Telangana.

Foreword

It brings me immense pleasure to learn about the endeavour of Tech Mahindra Foundation and Nayi Disha in championing the cause of empowerment and enhanced support for Persons with Intellectual and Developmental Disabilities (PwIDDs) and their families in the State of Telangana. Establishing a Knowledge Repository to centralize information and to ensure their accessibility to comprehensive resources is noteworthy. It empowers the caregivers, ensuring independence of PwIDDs.

The Department of Empowerment of PwDs, Sr. Citizens and Transgender Persons, Telangana commends the above initiative concerning the rights and services intended for PwIDDs. The earnest endeavour of Tech Mahindra and Nayi Disha in furthering the cause of the PwIDDs is laudable, indeed.

Warm Regards,

B. Shailaja

M.A., L.L.B.,

Director, Department for Empowerment of PwDs, Senior Citizens & TGPs
State Commissioner, RPwDs, Telangana.



Abbreviations

Abbreviations	Definitions
1. 80DD	Income Tax deduction for medical expenses of a disabled dependent
2. 80U	Income Tax deduction for a person with a disability
3. ADIP	Assistance to person with disability for Purchase/Fitting of Aids and Appliances
4. AEP	Adult Education Program
5. AT	Assistive Technology
6. CBSE	Central Board of Secondary Education
7. CBT	Cognitive Behavioral Therapy
8. CRCs	Community Rehabilitation Centres
9. CwSN	Children with Special Needs
10. DEICs	District Early Intervention Centres
11. EWS	Economically Weaker Section
12. HCP	Health Care Provider
13. IEP	Individualised Education Plan
14. IT	Income Tax
15. MSDE	Ministry of Skill Development and Entrepreneurship
16. MSME	Micro, Small, and Medium Enterprises
17. NGOs	Non-Governmental Organisations
18. NIEPID	National Institute for Empowerment of Persons with Intellectual Disabilities
19. NIOS	National Institute of Open Schooling
20. NIRF	National Institutional Ranking Framework
21. NSTI	National Skill Training Institute
22. OT	Occupational Therapy
23. PMKVY	Pradhan Mantri Kaushal Vikas Yojana
24. PT	Physical Therapy
25. PwD	Persons with Disabilities
26. PwIDDs	Persons with Intellectual and Developmental Disabilities
27. RPwD Act	Rights of Persons with Disabilities Act
28. RTE	Right to Education
29. SADAREM	Software for Assessment of Disabled for Access Rehabilitation and Empowerment

Content

1. Introduction	8
▪ The Transformative Alliance	9
▪ Purpose of the knowledge repository	10
▪ Importance of empowering caregivers of PwDs	11
2. Understanding the Disabilities	12
▪ Intellectual Disabilities (ID)	13
▪ Developmental Disabilities (DD)	13
▪ Types of Disabilities	14
▪ Unlocking Potential: Overcoming Barriers for Individuals with disabilities (PwDs)	16
▪ Role of Caregivers: Empowering Families	17
3. Rights & Entitlement of Persons with Disabilities in India	18
▪ Equality, non-discrimination, and equal protection under Article 14	19
▪ Right to life with dignity under Article 21	20
4. Disability Certificates and the Process of availing them	21
▪ SADAREM Certificate in Telangana	22
▪ UDID Card for Persons with Disabilities	24
5. Education	29
▪ Right to Education (RTE)	30
▪ Educational Schemes and Entitlements	31
▪ Scholarships for Students with Disabilities	37
▪ Fellowships and Overseas Scholarships for Persons with Disabilities (PWD)	38
▪ National Institute of Open Schooling (NIOS)	39
6. Accessing Healthcare	42
▪ Introduction	43
▪ NIRAMAYA Health Insurance Scheme	44
▪ The Swavlamban Health Insurance Program	45
▪ ADIP-Assistance to Disabled Persons for Purchase / Fitting of Aids and Appliances	47
▪ Healthcare facilities and therapeutic services for PwIDDs in Telangana	49
▪ Types of treatments and therapies provided	50
▪ Support Groups for PwDs and Caregivers of PwDs	51
7. Social Security	52
▪ Financial Assistance Schemes	53
▪ IT Rebate under 80U & 80DD	58
▪ Travel Allowances and Entitlements (Bus, Railways, Airlines) for PwDs	59

Content

8. Skill Development and Employment	62
▪ Introduction	63
▪ Reservations in NSTI under MSDE	64
▪ Vocational Rehabilitation Centres (VRCs)	65
▪ Skill Training under SIPDA	66
9. Legal Entitlements	68
▪ Voting Rights	73
▪ Legal Guardianship	70
10. Grievance Redressal Bodies	72
▪ Office of the Commissioner and Director, Welfare of Disabled, Telangana	73
▪ Telangana State Commission for Child Protection & Welfare	75
11. Repository of Institutions and Concerned Authorities	76
▪ List of Special Schools in Telangana	77
▪ District Wise Medical Authorities List	77
▪ District wise authorities for SADAREM Card	79
▪ List of NGOs registered under Section 51 of RPWD Act	80
List of Annexures	83
1. Aadhar Application Form	
2. UDID Registration Form	
3. List of acceptable address and identity proof for UDID Card	
4. Sample SADAREM Certificate	
5. Letter of undertaking to use own scribe	
6. Disability wise list of exemptions and other educational entitlements for CWSN under CBSE	
7. Application for CBSE Concession	
8. Application form for National Overseas Scholarship/Passage grant for students with disabilities	
9. Niramaya Application Form	
10. About ADIP Scheme and types of aids and appliances issued	
11. Fitment of Cochlear Implant Application Form	
12. About Divyanjan Swalamban Yojana	
13. Form No: 10-1A	
14. Voter ID Application Form	
15. Legal Guardianship Form	

Chapter 1

Introducing the Collaboration of Nayi Disha and Tech Mahindra Foundation



In the heart of Telangana, an inspiring partnership has emerged, poised to make a lasting impact on the lives of Persons with disabilities (PwDs). Nayi Disha, a trailblazing organisation committed to advocating for and supporting PwIDDs, joins forces with the Tech Mahindra Foundation, an esteemed philanthropic arm of renowned Tech Mahindra Group. Together, our alliance seeks to address the diverse needs and challenges faced by PwDs and their families across the state.

1.1 The transformative alliance



Nayi Disha, a non-profit organisation, has long been a beacon of hope for the families of the PwIDD community in India. With an unwavering dedication to inclusivity, empowerment, and advocacy, Nayi Disha has been instrumental in fostering a supportive ecosystem for the families having individuals with intellectual and developmental disabilities.



Tech Mahindra Foundation, driven by the belief that education and empowerment can bring about sustainable change, has consistently championed causes that uplift marginalised communities. With an exceptional track record of nurturing talent and enhancing livelihoods, Tech Mahindra Foundation has earned its place as a leading force in corporate social responsibility.


Together, we envision a future where barriers are dismantled, potential is nurtured, and dreams know no bounds



This booklet is like a helpful guide, making it easy to find information and navigate. It contains lots of useful details about services, facilities, and rights for people with Disabilities (PwDs) in Telangana. The booklet is there to assist caregivers by providing reliable information. It supports caregivers with important data for making good decisions in taking care of PwDs. Plus, it encourages PwDs to speak up for themselves and be more independent by providing easy-to-understand information. Overall, it's a simple tool to help everyone in the community be well-informed and empowered.

1.2: Purpose of the Knowledge Repository

- 1** Centralising Information for easy access and navigation.
- 2** Providing Comprehensive Resources about services, facilities, and rights available to PwDs in Telangana.
- 3** Bridging the Information Gap to ensure caregivers have reliable and up-to-date information.
- 4** Supporting Caregivers by equipping them with valuable data to make informed decisions.
- 5** Empowering PwDs by promoting self-advocacy and enhancing their independence.



1.3: Importance of empowering caregivers of PwDs

Empowering caregivers of Persons with disabilities (PwDs) is of utmost importance due to several reasons:



1. Enhanced Care and Support

By empowering caregivers with knowledge, skills, and resources, they can provide better care and support, leading to improved overall well-being of the individuals they care for.



2. Improved Understanding

Caregivers who are well-informed about PwDs can gain a deeper understanding of their unique needs, abilities, and challenges. This understanding helps create an inclusive environment for PwDs.



3. Access to Services and Resources

Caregivers equipped with information about government support schemes, and educational opportunities can effectively navigate the system to access the appropriate resources for their loved ones.



4. Reducing Stress and Burnout

Caring for a PwDs can be emotionally and physically demanding. Empowered caregivers are better equipped to manage stress, prevent burnout, which ultimately benefits both the caregiver and the PwDs.



5. Advocacy and Rights

Knowledgeable caregivers can effectively advocate for the rights and needs of PwDs, ensuring that they receive equal opportunities, inclusivity, and access to essential services and benefits in society.



6. Building Support Networks

Empowerment enables caregivers to connect with other caregivers and support networks. These connections provide a platform to share experiences, and foster a sense of community.



7. Promoting Independence

Empowering caregivers includes preparing them to facilitate the independence and autonomy of PwDs. By encouraging self-reliance and skill development, caregivers can help PwDs lead fulfilling lives.



8. Long-Term Planning

Knowledgeable caregivers can engage in long-term planning for the care and future of their loved ones. This involves creating a roadmap for the PwD's education, healthcare, and overall development.

Overall, empowering caregivers of PwDs creates a positive ripple effect, benefiting not only the caregivers and individuals with disabilities but also society as a whole by fostering inclusivity, empathy, and a more supportive community.

Chapter 2

Understanding the Disabilities



Government school students during their visit to the Zoo with Ashray AkruTi

In India, Intellectual and Developmental Disabilities (IDD) refer to a diverse group of conditions that affect a person's cognitive functioning, adaptive behaviour, and overall development. These disabilities typically manifest before the age of 18 and have a significant impact on an individual's everyday life. The Rights of Persons with Disabilities (RPWD) Act 2016 recognizes Intellectual Disabilities (ID) and Developmental Disabilities (DD) as distinct categories.



Student from Sadhana Society learning through play

2.1 Intellectual Disabilities (ID)

ID is a unique perspective characterised by the different capacity of individuals to navigate a world with distinctive abilities. While some may perceive challenges in communication, self-care, and social interactions, these remarkable individuals possess the resilience. People with ID find innovative ways to understand information and contribute to the world. With early intervention and unwavering support, they illuminate the path to fulfilling lives where their potential knows no bounds.

2.2 Developmental Disabilities (DD)

Developmental Disabilities encompass a diverse spectrum of abilities that add varied hues to our human tapestry. These conditions, including autism spectrum disorder, cerebral palsy, Down syndrome, and other genetic or neurodevelopmental variations, inspire us with their unique journeys. DD may influence motor skills, speech, social interactions, and cognitive abilities. With inclusive environments, individuals with DD paint their own portraits of success with potential.



Student from Sadhana engaged in various activities

In India, there are various societal and educational challenges faced by individuals with IDD. The RPWD Act 2016 was enacted to promote welfare of persons with disabilities, including those with intellectual & developmental disabilities. The Act emphasises the importance of non-discrimination, and creating an inclusive environment to enable individuals with IDD to lead dignified and independent lives.

2.3 Types of Disabilities

The Rights of Persons with Disabilities (RPWD) Act 2016 in India recognizes 21 categories of disabilities:



Blindness

Total absence of sight or visual acuity not exceeding 6/60 or 20/200 in the better eye with correcting lenses.



Low vision

Visual acuity between 6/60 and 20/200 in the better eye with correcting lenses or a limit of the field of vision subtending an angle of less than 20 degrees.



Leprosy-cured persons

Individuals who have been cured of leprosy but have residual physical or physiological impairments.



Hearing impairment

Complete loss of hearing in both ears or a hearing threshold of more than 60 decibels in the better ear.



Locomotor disability

Disability in the bones, joints, or muscles leading to substantial restriction of movement.



Dwarfism

Short stature resulting from a medical condition or genetic disorder.



Intellectual disability

Limitation in intellectual functioning and adaptive behaviour, leading to difficulties in everyday activities.



Mental illness

Conditions that affect emotional, cognitive, or social abilities, such as depression, schizophrenia, or bipolar disorder.



Autism spectrum disorder

Neurodevelopmental disorder affecting social communication and behaviour.



Cerebral palsy

Group of motor disorders caused by damage to the brain before, during, or shortly after birth, leading to impaired movement and posture.



Muscular dystrophy

A group of genetic disorders causing progressive muscle weakness and wasting.



Chronic neurological conditions

Long-term neurological disorders affecting the nervous system.



Specific learning disabilities

Conditions impacting specific academic skills, such as reading, writing, or math, while other abilities remain intact.



Multiple sclerosis

Autoimmune disease affecting the central nervous system, leading to various physical and cognitive impairments.



Speech & language disability

Difficulty in producing or understanding speech and language.



Thalassemia

Inherited blood disorder affecting haemoglobin production.



Haemophilia

A genetic disorder causing difficulty in blood clotting.



Sickle cell disease

Inherited blood disorder leading to abnormal haemoglobin and red blood cells.



Multiple disabilities

Individuals who have combinations of multiple impairments, such as being deaf and blind simultaneously.



Acid attack victims

Individuals who have suffered injuries due to acid attacks, causing severe disfigurement and disability.



Parkinson's disease

A neurodegenerative disorder affecting movement, balance, and coordination.

In our beautifully diverse world, it's essential to recognize that every individual, regardless of their abilities, plays a vital role in this masterpiece we call life. Among us, there are those with 21 different disabilities, each bringing their own talents, and strengths to the table. These remarkable individuals remind us that diversity is our greatest strength.

Just like the colours in a rainbow, our differences are what makes us excel. Let's celebrate and embrace the richness of our community and remember, it's not about what we can't do, but rather, what we can do together. Let's champion inclusion, and create a world where every person, is valued and empowered to thrive.

Together, we are stronger. Together, we are a masterpiece.

2.4 Unlocking Potential: Overcoming Barriers for Individuals with disabilities (PwDs)

In our diverse society, Individuals with disabilities (PwDs) encounter challenges. It is upon us, as a compassionate and inclusive society, to pave the way for their journey of empowerment by addressing these challenges.



1. Empowering Education: PwDs aspire to access quality education. By fostering inclusive educational environments and equipping teachers with the tools to cater to diverse learning styles, we can unlock their academic and personal growth.



2. Healthcare for All: Inclusive healthcare services must cater to the specific needs of PwDs. Through specialised care and awareness, we can ensure early diagnosis and treatment, enhancing their overall well-being and quality of life.



3. Inclusive Employment: PwDs possess untapped potential waiting to contribute to our workforce. It's time for employers to embrace their capabilities, dispel misconceptions, and provide equal job opportunities.



4. A Society without Stigma: Let us collectively break the chains of social stigma and discrimination that hinder PwD's participation in education, employment, and community life. By promoting empathy, we can build bridges of inclusion.



5. Knowledge is Key: The path to inclusivity starts with knowledge. By spreading awareness and understanding about disabilities throughout our society, we can challenge stereotypes.



6. Supporting Growth: PwDs and their families deserve comprehensive support services. Our commitment to providing these resources will empower them to manage their challenges effectively, fostering resilience and independence.

By collectively addressing these challenges and recognizing our shared responsibility, we can create a society where PwDs are celebrated for their unique abilities and contributions. Together, we unlock the door to a world where everyone reaches their true potential, and no one is left behind.

2.5 Role of Caregivers: Empowering Families

Family members, especially mothers, are often the primary caregivers for Persons with disabilities (PwDs). Here, we illustrate the essential aspects of caregivers' roles in a pictorial format, while also emphasising the support needed for mothers:



Personal Care

Caregivers provide essential physical support for PwDs, assisting with daily activities like bathing, dressing, eating, and mobility.



Behaviour Management

Caregivers employ effective behaviour management strategies to support PwDs in navigating challenges and fostering positive habits.



Emotional Support

Caregivers offer a nurturing environment filled with emotional support, addressing any emotional challenges their loved ones may face.



Social Engagement

Caregivers encourage and facilitate social interactions, fostering inclusion and community participation.



Medication & Health Management

Caregivers ensure timely medication intake and follow prescribed medical routines, taking charge of their loved one's health.



Future Planning

Caregivers play a pivotal role in long-term planning, including financial and legal arrangements, ensuring a secure future for their loved ones.



Advocacy

Caregivers act as strong advocates, safeguarding the rights of PwDs and ensuring they have access to essential resources.



Respite Care

Caregivers also benefit from respite care services, offering them valuable breaks and opportunities to recharge.



Skill Development

Caregivers empower PwDs by developing life skills such as communication, self-care, social interactions.



Continuous Learning

Caregivers engage in ongoing education to understand the needs of PwDs and stay informed about support services.

Chapter 3

Rights and Entitlements of Persons with Disabilities in India



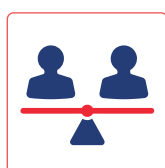
In this chapter, we delve into the fundamental rights and entitlements guaranteed to Persons with Disabilities (PwDs) in India. These rights are enshrined in the Constitution of India and various legislations, ensuring equality, non-discrimination, and the right to life with dignity.

3.1 Equality, Non-Discrimination, and Equal Protection under Article 14


Article 14 of the Indian Constitution lays the foundation for equality before the law. It declares that the State shall not deny any person equality before the law or equal protection of the laws within the territory of India. This provision is particularly significant for PwDs as it mandates that they are entitled to the same legal protections and opportunities as any other citizen.



For PwDs, Article 14 means:



Equal Treatment: PwDs have the right to be treated equally, without discrimination, in various aspects, including education, employment, and public services.



Protection from Discrimination: Article 14 prohibits discrimination, differentiation and exclusion of PwDs on the grounds of disability.



Access to Justice: PwDs have the same access to legal remedies and the justice system as anyone else, ensuring they can seek redress for violations of their rights.

3.2 Right to Life with Dignity under Article 21

Article 21 of the Indian Constitution guarantees the right to life and personal liberty, emphasizing that no person shall be deprived of their life or personal liberty except in accordance with the procedure established by law. For PwDs, this right extends to living a life of dignity and respect.



Under Article 21:



Dignity of PwDs: PwDs have the right to live with dignity, free from neglect, and abuse. This encompasses their right to accessible healthcare, social services, and a supportive environment.



Personal Autonomy: PwDs have the right to make choices regarding their lives, including their education, employment, social participation, without interference or coercion.



Inclusive Education and Employment: Article 21 underscores the importance of inclusive education and employment, ensuring PwDs have the chance to lead fulfilling lives.

Chapter 4

Disability Certificates and The Process of Availing them



In this chapter, we will delve into the two essential documents that are pivotal for individuals with disabilities: the SADAREM Certificate in Telangana and the UDID (Unique Disability Identity) Card for Persons with Disabilities at the national level. Both documents play a crucial role in providing access to various government benefits, services, and concessions for those with disabilities.

4.1 SADAREM Certificate in Telangana



4.1.1 Overview of the SADAREM Certificate

The SADAREM Certificate, short for Software for Assessment of Disabled for Access Rehabilitation and Empowerment, is the gateway to government support services, and benefits. The certificate recognizes an individual's disability, specifically determining the percentage of disability and it is vital for individuals with disabilities and their caregivers to obtain it.

4.1.2 Usage of the SADAREM Certificate

The SADAREM Certificate serves various purposes, including:

- **Disability Pension:** This document is essential for those seeking disability pensions. The Telangana government grants pensions based on the percentage of disability mentioned in the SADAREM Certificate.
- **UDID Card:** After acquiring the SADAREM Certificate, individuals can apply for the UDID Card, issued by the Central Government. The UDID Card simplifies access to travel concessions and offers other benefits for PwDs.



4.1.3 Steps to Obtain the SADAREM Certificate



Step 1: Slot Booking

- Visit a E-Seva Kendra to book a slot for a medical camp
- Provide Aadhaar Card and PAN Card of the Person with Disability
- Submit a digital copy of a passport-sized photograph and a digital signature/thumb print of the person with disability.
- The representative at the E-Seva will book a slot



Step 2: Attend the Medical Camp

- Attend the medical camp on the scheduled date.
- A medical professional will assess the disability and the disability percentage.



Step 3: Certificate Issuance

- After the assessment, SADAREM Certificate will undergo processing.
- Ideally, it takes 15 to 30 days for the certificate to reach you through the Panchayat Secretary or the concerned Municipality Department. It might take longer in some cases.
- The individual needs to sign on the certificate after receiving it.

Important Notes:

- During the medical camp, one must carry any old medical reports related to the disability; they can be useful during the assessment.
- For any district within Telangana, you must book your slot in the district where you reside. However, if you are in Hyderabad, you have the flexibility to book your slot in any district within the Hyderabad region.

4.1.4 Checking SADAREM Certificate Status

- SADAREM online tracking is not available yet
- However, you can visit the Mandal Parishad Development Officer, where you will be informed about the determined disability percentage and the status of the certificate based on your Aadhaar number.
- It may take anywhere from 30 days to 6 months to receive your certificate.

4.2 UDID Card for Persons with Disabilities

4.2.1 Overview of UDID Card

The UDID (Unique Disability Identity) Card is an initiative by the Government of India for individuals with disabilities across the country. The UDID Card streamlines access to government schemes, and services. The card stores essential information in a barcode, eliminating the need to carry multiple documents.

4.2.2 Benefits of the UDID Card

The UDID Card offers several advantages:

- **Simplified Identity:** The UDID Card serves as a universal identity card for individuals with disabilities.
- **Scheme Integration:** It will soon be recognized in all schemes applicable at national, state, district, and mandal levels.
- **National-Level Accessibility:** The UDID Card can be used anywhere in India.



4.2.3 Documents required for UDID Card Application Online

To apply for the UDID (Unique Disability Identity) Card, please ensure you have the following documents ready:

- Passport Size Photograph of the applicant
- A clear and recognizable signature/thumb/ other print photograph of the applicant(Optional).
- A copy of the Aadhaar card of the applicant as proof of identity and address.
- A copy of the SADAREM Certificate or Disability Certificate, duly attested by a qualified medical professional.

Note: When applying online, ensure that these documents are submitted in PDF format, with each PDF file not exceeding 50 KB in size.

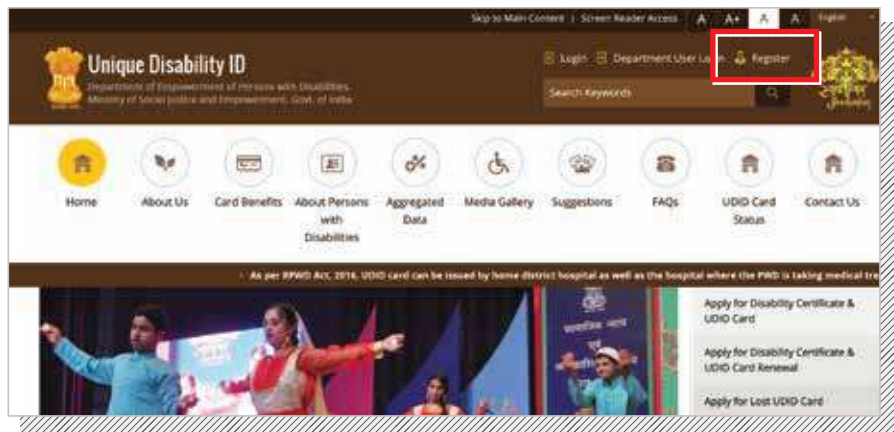
4.2.4 Process of UDID Card Application

Step 1:

Visit the Official UDID Website:

www.swavlambancard.gov.in

- Click on the **Register** Button



Step 2:

Complete the Application Form

- Fill out the form with personal, disability, and employment details.
- In **Personal Details**, provide:
 - Applicant's name,
 - Father's name,
 - Date of birth,
 - Select the category to which person with disability person belongs.
 - The details of the caregiver
 - Upload a clear photograph and signature/thumb/other print of the applicant (Optional).

- In Disability Details **click Yes**, if you have SADAREM Certificate and then upload the SADAREM Certificate and fill in the date of issue of the certificate and doctor's details

Person with Disability Registration

1 PERSONAL DETAILS 2 **DISABILITY DETAILS** 3 EMPLOYMENT DETAILS 4 IDENTITY DETAILS

Disability Details

Do you have disability certificate?

No **Yes**

Disability Type *

Acid Attack Victim

Autism Spectrum Disorder

Blindness

Intellectual Disability

Is your treating hospital in other state?

Hospital Treating Disability:

Disability Due To:

Please Select Disability Due To:

Disability Since: Disability By Birth

Disability Since:

Please Select Disability Since:

Hospital Treating State / UT:

Choose State / UT:

Hospital Treating District:

Choose District:

Hospital Name:

Please Select Hospital:

PREVIOUS NEXT

- In Employment Details mention whether you are **employed or unemployed** along with your ration card details (if any) and your annual income.

Person with Disability Registration

1 PERSONAL DETAILS 2 DISABILITY DETAILS 3 **EMPLOYMENT DETAILS** 4 IDENTITY DETAILS

Employment Details

Employed or Unemployed:

Please Select Employed or Unemployed:

Occupation:

Please Select Occupation:

BPL / AFL:

Please Select BPL / AFL:

Personal Income (Annual):

Please Select Personal Income:

PREVIOUS NEXT

- In Identity Details you need to upload the **Photo ID Card** (Aadhar, PAN or Voter ID) and enter **Aadhar Card details**

Person with Disability Registration

1 PERSONAL DETAILS 2 DISABILITY DETAILS 3 EMPLOYMENT DETAILS 4 **IDENTITY DETAILS**

Identity Details

Identity Proof:

Please Select Identity Proof:

Aadhar No. *

I agree to share Aadhar information with GOVT. Department.

Any other State / UT's ID:

Choose Any other State / UT's ID:

Any other State / UT's ID Value:

captcha_code:

I have read and agree to the T&C. *

PREVIOUS PROCEED CANCEL


Step 3: Submit the Application Click on the "Proceed" option after checking the details.

- You will receive an SMS notification with your application details. If your details are found to be correct, your UDID card will be delivered to you. You can expect to receive it through one of the following means within 30 to 60 days: Anganwadi Center, Post or Panchayat Office

4.2.5 Checking UDID Card Application Status

To check the status of the UDID Card application, follow these steps:

1. Visit the official UDID website www.swavlambancard.gov.in
2. On the home page, click on the "Track Your Application Status".
3. This action will take you to the track application panel.
4. Within the track application panel, you'll need to enter one of the following details: **UDID card number** or **Aadhaar card number** or **Registration number** or **Mobile number** or **enrolment number**.
5. Click on the "Submit" button.
6. The status of your UDID card application will be displayed promptly.




The screenshot shows the homepage of the Unique Disability ID website. The header includes the logo, navigation links (Home, About Us, Card Benefits, About Persons with Disabilities, Aggregated Data, Media Gallery, Suggestions, FAQs, UDID Card Status, Contact Us), and a search bar. A main banner features a video player and a 'REGISTER NOW' button. On the right side, a vertical menu lists various services, with 'Track Your Application Status' highlighted by a red rectangular box.


4.2.6 Downloading the e-UDID Card

Here are the steps to download the e-UDID Card from the official UDID website:

1. Visit the official UDID website www.swavlambancard.gov.in
2. Select the "Download Your e-Disability Card and e-UDID Card" option.
3. This will take you to a login panel where you'll need to provide either **UDID number** or **enrolment number** along with **Date of birth** and log in to the website.
4. You will now see the **download panel**
5. Click on the "Print" option to download your e-UDID Card.



The screenshot shows the homepage of the Unique Disability ID website, similar to the previous one. The 'Download your e-Disability Card & e-UDID Card' option in the right-hand menu is highlighted with a red rectangular box.



The screenshot shows the login panel. It features a yellow header with the word 'Login'. Below it are three input fields: 'Enrolment Number / UDID Number', 'Date of Birth', and 'Captcha'. A 'LOGIN' button is located at the bottom left of the panel.

4.2.7 Lost UDID Card

If you've misplaced your UDID Card, you can retrieve it through the official website. Here's a step-by-step guide:

1. Visit the official UDID website www.swavlambancard.gov.in
2. Select the "Apply for Lost UDID Card" option.
3. To proceed, provide the following information: **UDID card number, Enrollment number and Date of birth**
4. After entering and submitting these details, the **system will verify** your information.
5. Once verified, your **UDID Card will be displayed**, allowing you to retrieve it online.



4.2.8 UDID Card Renewal

Here are the steps to renew your UDID Card online:

1. Visit the official UDID website www.swavlambancard.gov.in
2. Click on the "Apply for Disability Certificate and UDID Card Renewal" option.
3. This option is for individuals who have previously obtained a UDID card on a temporary basis and now wish to **renew it**.
4. You'll need to complete the **renewal application** by providing the following details.



Chapter 5

Education



5.1 Right to Education (RTE)

The Right to Education Act, enacted in 2009, is a legislation aimed at providing free and compulsory education to children aged 6 to 14, ensuring inclusive educational support for Children with Special Needs (CWSN). These actions ensure an environment that caters to the diverse needs of differently-abled children. The RTE outlines specific rights and entitlements for all children:



1. The right to education until the age of 18.
2. Accessible transportation, school architecture, and inclusive examination systems.
3. Free learning materials, scholarships, assistive devices, and uniforms.
4. Special schools providing vocational training facilities.
5. Concessions such as additional time for exams, scribe assistance, and exemptions from certain courses.
6. Reservation of at least 3% of seats in Government Educational Institutions and institutions receiving government grants for CWSN.
7. Not less than 5% reservation in higher education institutions for individuals with benchmark disabilities (if she or he has at least 40% disability).
8. Upper age relaxation of five years for admission to higher education institutions for persons with benchmark disabilities (if she or he has at least 40% disability).

To know more about the Right to Education Act, visit

https://www.education.gov.in/sites/upload_files/mhrd/files/upload_document/RTE_Section_wise_rationale_rev_0.pdf

However, these rights often go unfulfilled due to a lack of communication between the Government and the intended beneficiaries. To bridge this gap, a compilation of educational provisions and scholarship schemes for CWSN and Persons With Disabilities is provided in this chapter.

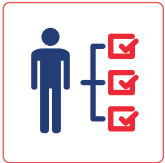
5.2 Educational Schemes and Entitlements

5.2.1 Reservation in Private Schools for CWSN under EWS/DG Quota



Entitlements

- 3% reservation for Children with Special Needs (CWSN) among Economically Weaker Sections/Disadvantaged Groups (EWS/DG) in private schools as per section 12 (1) (c) of the RTE Act.
- Provision of free books, uniforms, writing materials, and access to a special educator.



Eligibility Criteria

- Disability of 40% or more falling within the 21 conditions as defined by the RPWD Act, 2016.
- Age criteria for admission to pre-school, pre-primary, and Class I:
 - Pre-school: 3-9 years
 - Pre-primary/KG: 4-9 years
 - Class I: 5-9 years
- Maximum family income: Rs. 8 lakh per annum.



Required Documents

- Completed school admission application form.
- Two passport-sized photographs.
- Self-attested photocopy of proof of date of birth (issued by MCD, Anganwadi, hospital/ANM record, or parental undertaking).
- Self-attested photocopy of residential proof (Ration Card, Domicile certificate, Voter ID, utility bills, Bank Passbook, Aadhaar card, or Passport).
- Self-attested copy of DG Category Certificate (if admission is under DG Category).
- Self-attested photocopy of the disability certificate/SADAREM Certificate



Application Process

To know more, visit <https://www.edudel.nic.in/>



Timelines

Online applications typically open at the start of the academic year, commonly in March/April. But this is yet to be streamlined in Telangana.

5.2.2 Support and Benefits for Children with Special Needs (CWSN) in Telangana Government Schools

Stipend for Children with Special Needs under Samagra Shiksha Scheme:

- The Telangana government is implementing the Samagra Shiksha scheme, which is a comprehensive programme covering all classes from pre-primary to senior secondary.
- It was revamped and aligned with the recommendations of NEP 2020 and has been extended for a period of five years i.e., from 2021-22 to 2025-26.
- The scheme aims to ensure that all children have access to quality education with an inclusive environment.
- Under this scheme there is a provision of Rs. 200 per month for 10 months for all girls with special needs studying in classes I to XII.
- The stipend is disbursed through Direct Benefit Transfer (DBT) mode, using the Public Financial Management System (PFMS) platform.
- To avail the stipend, the CWSN girls or their parents have to follow these steps:



1. Open an Aadhaar seeded bank account for the CWSN girl, if not already done.



2. Submit the income certificate, caste certificate, disability certificate/SADAREM Certificate, and residence proof along with the application form to the school headmaster or principal.



3. The school headmaster or principal will upload the data pertaining to the beneficiaries on the PFMS platform and send the hard and soft copies to the District Educational Officer (DEO).



4. The DEO will forward the verified data to the State Implementing Agency (SIA) under RMSA.



5. The SIA will approve the data and release the funds to the individual bank



6. The beneficiaries will receive an SMS and email notification about the credit of the stipend to their bank accounts.

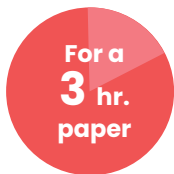
Get more information here - www.samagrashiksha.telangana.gov.in

5.2.3 CBSE Support and Provisions for Children with Special Needs (CWSN) in Class X and XII

Provisions for Scribes/Readers:

- Candidates can provide their own scribe/reader with a qualification one step below that of the candidate or request one from the examination centre. The qualification should not exceed the minimum criteria for the exam but must be matriculation or above.
- For personal scribes, candidates need to complete the form in Annexure and submit it through the school authority.
- Each subject allows for only one scribe, though different scribes can be used for different papers.
- CBSE's exemptions and concessions for CWSN in Class X and XII extend to those studying in Class I-XII in schools under the Directorate of Education, Government of NCT of Delhi.

Compensatory Time:



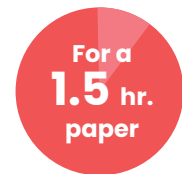
60 mins of compensatory time



50 mins of compensatory time



40 mins of compensatory time



30 mins of compensatory time

Additional Entitlements for CWSN:

- Visually impaired candidates can use a magnifying glass/portable video magnifier.
- Computer usage is permitted for typing answers, listening to questions, and viewing questions in enlarged font.
- Certain categories of disabilities allow relaxation in attendance (refer to Annexure 6 for details).
- Visually impaired candidates in classes IX to XII are exempt from registration and examination fees.

For a detailed list of disability-specific exemptions and educational entitlements for CWSN under CBSE, refer to Annexure

Specific Concessions for Class 10



1. Students categorised as Children with Special Needs (CWSN) or Persons with Disabilities (PwD) under the RPwD Act, 2016, have the option to study one compulsory language instead of two.
2. Alongside one language, students can choose any four subjects from the following groups:
 - **Group 1:** Mathematics, Science, Social Science, another language, Music (any one), Painting, Home Science, Elements of Business, Elements of Book Keeping and Accountancy, Computer Applications.
 - **Group 2:** Any one skill subject (except automotive) for regular candidates only. Retail, Information Technology, Security, Introduction to Financial Markets, Introduction to Tourism, Beauty & Wellness, Agriculture, Food Production, Front Office Operations, Banking & Insurance, Marketing & Sales, Health Care Services, Apparel, Media, Multi Skill Foundation Course
Note: Information Technology from Group 2 cannot be offered if subject – “Computer Applications” from Group 1 is opted.
3. Physio-therapeutic exercises are deemed equivalent to Health and Physical Education.
4. Specifically designed questions will be provided for students with visual impairment in sections with visual inputs in the Social Sciences examination.

Specific Concessions for Class 12



1. CWSN or PwD under the RPwD Act 2016 have the choice to opt for Music (Any one), Painting, and Home Science as their subjects of study.
2. For practical assessments in Physics, Chemistry, and Biology, PwD are evaluated through multiple-choice questions.
3. Question papers for Physics, Chemistry, Mathematics, and Biology do not contain any visual content.
4. Alternative questions are made available for subjects such as History, Geography, and Economics that involve visual inputs.
5. Specific disability-based exemptions are detailed in Annexure 6.

Required Documents:

- Disability Certificate/SADAREM Certificate
- Written application to the Principal (attached as Annexure)
- Medical Certificate

Eligibility Criteria

- The child with special needs should be a student in Class X or XII of a CBSE-affiliated school or a student in Class I-XII in schools under the Directorate of Education, Government of Telangana

Application Process



1. To request any exemption, parents need to submit a written application, as provided in Annexure 7, along with a copy of the disability certificate/SADAREM Certificate to the school. The school will acknowledge the candidate's request.



2. The school will forward the request, along with specific recommendations, to the relevant Regional Office of the Board within 7 days of receipt. In case of rejection by the school, the reasons for rejection should also be sent to the Board.



3. The Regional Office will evaluate the request following the Board's regulations. If rejected, reasons for the rejection will be communicated.



4. Consideration for granting exemptions or concessions will be given to students whose relevant category has been entered during registration in Class IX and/or XI.

5.3 Scholarships for Students with Disabilities



Pre-Matric Scholarship for CWSN/Student with Disabilities (SwD)

- The Pre-Matric Scholarship supports students with disabilities in classes IX and X to reduce dropout rates during the shift from elementary to secondary education.
- Students pursuing class IX or class X in a government-recognised school with 40% or more disability, and a family income not exceeding Rs. 2,50,000 per annum are eligible for this scholarship.



Post-Matric Scholarship for PwD

- The Post-Matric Scholarship aids students with disabilities in classes XI and XII to minimise dropout rates during the transition from secondary to higher secondary education.
- Students studying in all recognised post- matriculation courses including courses at the level of undergraduate and postgraduate degree/ diploma/ certificate.
- 40% or more disability, and a family income not exceeding Rs. 2,50,000 per annum.



Top Class Education

- The Scholarship for Top Class Education promotes education among students with disabilities, providing full financial support for undergraduate and postgraduate studies in identified institutes of excellence (List in Annexure)
- Pursuing studies at graduate/postgraduate degree/diploma level in notified institutions of excellence in education.
- 40% or more disability, and a family income not exceeding Rs. 2,50,000 per annum.



Required Documents:

- Disability certificate/SADAREM Certificate
- Family income certificate



Application Process

Apply online at www.scholarships.gov.in



Timelines

The opening and closing dates for application acceptance are determined by the Direct Benefit Transfer (DBT) Mission, Cabinet Secretariat, and are accessible on the National Scholarship Portal, www.scholarships.gov.in

5.4 Fellowships and Overseas Scholarships for Persons with Disabilities (PwD)



The National Fellowship

- This aims to provide financial support to students with disabilities pursuing higher education, specifically M.Phil and Ph.D degrees within India.
- Eligibility Requirements: Students with 40% or more disability and an admission to a full-time M.Phil./Ph.D. program in a recognized university.
- Documents required: Disability certificate/SADAREM Certificate, recent passport-size photograph, Matric Certificate, Educational Certificates, Admission Proof, Identity proof, and Caste Certificate for SC/ST/OBC.

Application submission: Apply online at www.nfpwd.ugc.ac.in

National Overseas Scholarship

The National Overseas Scholarship for PwD aims to provide financial assistance to the students with disabilities who are selected for pursuing Master's level courses and Ph.D abroad in the following specified fields of study:

- Engineering & Management
- Pure Sciences and Applied Sciences
- Agricultural Science & Medicine
- Commerce, Accounting and Finance and
- Humanities, Social Science including Law & Fine Arts.

Eligibility

- Students with 40% or more disability, below 35 years, and family income not exceeding Rs. 6,00,000 per annum.
- For Ph.D.: First class or 55% marks or equivalent grade in the relevant Master's Degree. Experience is preferred.
- For Master's Degree: 55% marks or equivalent grade in the relevant Bachelor's Degree. Experience is preferred.

Documents required

- Proof of Date of Birth,
- Disability Certificate/SADAREM Certificate/UDID Card
- Aadhaar Card
- Copy of Certificates and mark sheets in support of Educational qualifications.
- Income certificate issued by Revenue Department of Telangana
- Details of the proposed study (in not more than 500 words)
- Copies of offer of admission by the university/ institution
- Self-attested certificate to the effect that you are not availing any other scholarship for the same course of study.
- Details of foreign scholarship
- Copy of the letter from awarding authority
- Details for arrangement for living/medical insurance/etc. for the duration of stay
- Any other additional information

Application submission: Complete the provided form (Annexure 9) and submit it to the Department of Empowerment of Persons with Disabilities

5.5 National Institute of Open Schooling (NIOS)



The National Institute of Open Schooling (NIOS) is a pioneer in open education that provides a conducive learning environment for individuals with diverse needs. For Persons with Disabilities (PwDs), NIOS offers a range of educational programs and support, ensuring inclusivity and accessible learning opportunities.

What is NIOS?

NIOS is an autonomous institution under the Ministry of Education, Government of India, offering open and distance learning programs. It provides flexible and inclusive education to a broad spectrum of learners, including those with disabilities

Benefits of NIOS for PwDs



NIOS offers specialised **study materials** and adaptable formats catering to various disabilities, ensuring an inclusive and accessible **learning environment**.



PwDs can **learn at their own pace**, enabling them to manage their education according to their capabilities.



NIOS content is available in diverse formats such as audio, Braille, large print, and digital, facilitating **ease of access** for individuals with different disabilities.



The institute provides **flexibility in examination** methods, accommodating diverse needs such as extra time, scribe assistance, and alternative examination modes for fair assessment.



Certifications provided by NIOS hold equal value to traditional boards, opening doors for further education and **employment opportunities**.

NIOS Programs for PwDs

NIOS offers a diverse range of courses, including basic education, vocational training, academic programs, and skill development courses. These programs are specifically designed to meet the needs of PwDs, supporting their educational growth and skill development.

- Open Basic Education (OBE):
 - Level A: Corresponds to Grade 3
 - Level B: Equivalent to Grade 5
 - Level C: Aligned with Grade 8
- Secondary and Senior Secondary Courses:
 - Multiple subject choices with English as the only compulsory subject. Students must pass a minimum of 5 subjects for exam qualification.
 - Each year comprises two semesters, with a maximum completion period of 5 years.
 - Exams can be attempted with one subject per semester up to a total of 7 subjects.

Syllabus Overview

- NIOS offers three levels in Open Basic Education:
 - Level A (Grades 1 to 3)
 - Level B (Grades 4 to 5)
 - Level C (Grades 6 to 8)
- Children as young as 5 years old can be prepared for Level A, though the minimum registration age is 7 years. Level A includes subjects like language, EVS, Math, Computer Science, and a pre-vocational course such as painting, tailoring, and others.
- The curriculum aligns with CBSE standards, and study materials can be found on the website

How to Access: To explore NIOS courses and support, visit the official website: www.nios.ac.in

Chapter 6

Accessing Healthcare



6.1 Introduction

Ensuring accessible and affordable healthcare stands as a fundamental right for the dignified and healthy life of Persons with Disabilities (PwD). Guided by the *Rights of Persons with Disabilities Act, 2016*, and the *Mental Healthcare Act, 2017*, the following **recommendations** are made:



Annual Screening

Prioritising the screening of children annually to detect specific disabilities in their early stages, enabling timely intervention with suitable measures.



Aids and Appliances

Making aids and appliances tailored to the needs of persons with disabilities to help in their day-to-day activities and mobility.



Free Healthcare Access

Ensuring free healthcare services accessible in the vicinity, particularly in rural areas, considering family income as notified periodically.



Barrier-Free Access

Implementing barrier-free access in hospitals, healthcare institutions, and centres to enable easy accessibility for all individuals.



Mental Healthcare Services

Facilitating accessible mental healthcare services including outpatient and inpatient care, halfway homes, family support services, and rehabilitation establishments.



Last Resort Long-Term Care

Reserving long-term care in mental health establishments as an exceptional last resort, only after exhausting all possible alternatives, for the shortest duration necessary.



Free Mental Health Services for BPL

Ensuring access to mental health treatment and services without charge for individuals below the poverty line, irrespective of the availability of necessary documents.

The chapter delves into comprehensive healthcare services and rights available for Persons with Disabilities, aligning with the foundational principles of accessibility, affordability, and equitable care for a healthy life.

6.2 NIRAMAYA Health Insurance Scheme

NIRAMAYA stands as a pioneering health insurance scheme designed to cater to the healthcare needs of PwDs. Launched by the National Trust under the Ministry of Social Justice and Empowerment, this scheme aims to provide comprehensive health coverage to PwDs. With an insurance cover of up to Rs. 1.0 lakh, this scheme offers a range of medical benefits, encompassing various treatments and services.



6.2.1 Key Objectives

- NIRAMAYA ensures accessible and affordable healthcare services for PwDs, covering a wide array of medical treatments and therapies.
- The scheme caters to multiple disabilities including cerebral palsy, mental retardation, autism, and multiple disabilities.
- It offers financial protection to PwDs and their families against high healthcare expenses.
- There is no requirement for pre-insurance medical tests, and the coverage is provided on a reimbursement basis.
- The scheme is accessible across the entire country, ensuring its reach to all eligible persons covered under [the National Trust Act](#).

6.2.2 Revised Benefit Chart (Effective APR 2022)

- Hospitalisation Limits: Overall limit of Rs. 55,000 allocated with a sub-limit of 40,000 for corrective surgeries for existing disability and congenital disability and 15,000 for non-surgical hospitalisation.
- Out Patient Department (OPD) Limits: With an overall limit of Rs. 19,000, it includes a sub-limit of 15,000 for OPD treatment including the medicines, pathology, diagnostic tests, etc, and 4,000 for preventive dentistry.
- A dedicated fund of Rs. 20,000 allocated for ongoing therapies to manage disability-related complications, and an additional Rs. 4,000 for alternative medicine.
- A provision of Rs. 2,000 is allocated for covering transportation expenses related to medical treatments.

Hence, the total coverage for an individual under the scheme stands at Rs. 1,00,000, ensuring a comprehensive and inclusive health insurance plan.

6.2.3 Enrolment Process

Enrolment for the Niramaya Health Insurance Scheme can be initiated through registered organisations affiliated with the National Trust, National Institutes, or Composite Regional Centres (CRCs). The process includes applying, submission, approval, issuance of Health ID Cards, and payment of nominal fees. There are different fee structures and required documents based on the beneficiary's category as mentioned below:

Below Poverty Line (BPL)

Rs. 250/- and provide Disability/SADAREM certificate (self-attested) issued from the District Hospital or appropriate Government authority, BPL card and Address Proof.

PwD with Legal Guardian (Other than natural parents)

Application is **free** but one needs to provide Disability/SADAREM certificate (self-attested) issued from the District Hospital or appropriate Government authority, Legal Guardian Certificate issued by the Local Level Committee under section 13 of The National Trust Act, 1999 and Address Proof.

NON BPL

Rs. 500/- and provide Disability/SADAREM certificate issued from the District Hospital or appropriate Government authority (self-attested), Address Proof and Income certificate (self-attested) from the parent/guardian, issued by the State's competent authority.

6.3 The Swavlamban Health Insurance Program

This is designed to offer accessible and affordable health insurance to individuals facing specific challenges such as Low Vision, Blindness, Leprosy-Cured, Loco-Motor Disability, Hearing Impairment, Mental illness, and Mental retardation. Here are the key features and details of the scheme:

Coverage Details:

- ✓ Premium and Coverage: The premium is set at a steady rate of **INR 357/-** (10% of the actual premium plus Service Tax) per year for Persons with Disabilities (PwD) throughout the country.
- ✓ This premium secures a sum cover of **2 lacs** for a family floater policy, valid for 12 months.
- ✓ The family size covered is up to **1+3**, where the primary member is typically the person with PwD.
- ✓ In cases where the PwD is a minor, the **parent** or guardian of the minor can also be covered under the scheme.



- **Age Eligibility:** The Swavlamban Health Insurance Scheme covers individuals within the age band of 0–65 years.
- **Enrollment Requirements:** To enrol in this health insurance scheme, Persons with Disabilities must possess the PwD certificate/SADAREM Certificate issued by the PwD Act of 1995. Additionally, PwD families with an income not exceeding 3 lacs per annum or below are eligible for enrollment.
- **Pre-Medical Tests and Coverage:** No pre-medical tests are required before enrolling in the policy. The scheme covers pre and post-hospitalization expenses, subject to specific limits.
- **Outpatient Department (OPD) Coverage:** For curative therapy, the scheme covers OPD expenses up to INR 10,000/- annually for Persons with Disabilities. However, for individuals with mental disabilities or mental retardation, the OPD coverage is limited to INR 3000/- per annum.
- **Pre-existing Conditions and Curative Surgery:** The scheme doesn't exclude pre-existing conditions. Moreover, curative surgery for existing impairments can be performed with the consent of the insurer/Third Party Administrator (TPA).
- **Exclusions:** It's important to note that the Swavlamban Health Insurance Scheme doesn't extend coverage to individuals with multiple disabilities, cerebral Palsy, and autism.

This scheme aims to bridge the gap in healthcare access for specific groups facing challenges while providing financial security for their healthcare needs, with certain limitations and exclusions.

6.4 ADIP – Assistance to person with disability for Purchase or Fitting of Aids and Appliance Scheme

ADIP scheme is a central government scheme that provides assistance to person with disability for purchase or fitting of aids and appliances. The ADIP scheme in Telangana is implemented by various agencies such as Artificial Limbs Manufacturing Corporation of India (ALIMCO), National Institute for the Empowerment of Persons with Intellectual Disabilities (NIEPID), Telangana Vikalangula Co-operative Corporation (TVCC), and some NGOs.

For the whole list, visit <https://adip.disabilityaffairs.gov.in/files/ImplementingAgencies.pdf>



The process, eligibility, and benefits of the scheme are as follows:

- The process of availing the ADIP scheme involves filling an application form and submitting the required documents such as Aadhar card, disability certificate, bank account passbook, and request letter from the parent/guardian.
- The application form can be accessed from the website of the Department of Empowerment of Persons with Disabilities. It's also added in the Annexure.
- The benefits of the ADIP scheme include the provision of various aids that can help the persons with disabilities. The list of aids and their specifications are given in Annexure-B.
- The cost of the aids are disbursed through reimbursement to the implementing agencies by the central government. The scheme also provides for the maintenance of the aids.

Eligibility Criteria:

- The eligibility criteria for availing the ADIP scheme are based on the categories of disabilities as defined in The Rights of Persons with Disabilities Act – 2016.
- The applicant should also belong to one of the following income groups :
- Full cost of aid/appliance: Monthly income up to Rs. 22,000/- or annual income up to Rs. 2,64,000/-
- 50% of the cost of aid/appliance: Monthly income above Rs. 22,000/- and up to Rs. 30,000/- or annual income above Rs. 2,64,000/- and up to Rs. 3,60,000/-
- Not eligible - Monthly income above Rs. 30,000/- or annual income above Rs. 3,60,000/-

Documents Required:

- UDID Card or Disability certificate/SADAREM Certificate
- Income certificate
- Photo of PwD
- Aadhar Card.

Application Process:

- Applicant can approach ALIMCO, National Institutes, CRCs, DDRCs and various implementing agencies (contact details can be seen from download section) with all requisite documents.
- Applicants can directly apply on ADIP MIS portal by clicking on the **beneficiary registration tab**.

www.adip.disabilityaffairs.gov.in/ADIP/login



- Applicant can send request letter along with required documents in the given below address
 - Ministry of Social Justice and Empowerment, Department of Empowerment of Persons with Disabilities, Pt Deendayal Antyodaya Bhawan, 5th floor, CGO complex, Lodhi Road New Delhi - 110003
- For More Information - ADIP
 - https://adip.disabilityaffairs.gov.in/faq_adip
 - <https://adip.disabilityaffairs.gov.in>

6.5 Healthcare facilities and therapeutic services for PwIDDs in Telangana

PwIDDs (Persons with Intellectual and Developmental Disabilities) require special care for their well-being. In Telangana, there are some healthcare services that cater to the needs of PwIDDs, such as:



National Institute for the Empowerment of Personal with Intellectual Disabilities (NIEPID):

NIEPID Secunderabad, formerly known as the National Institute for the Mentally Handicapped, is an autonomous body under the Ministry of Social Justice and Empowerment, Government of India. Dedicated to empowering persons with intellectual disabilities (PWIDs) and their families, it offers diverse courses and training programs, including early intervention, special education, vocational rehabilitation, and community-based rehabilitation. Additionally, NIEPID conducts research, provides diagnostic and therapeutic services, and facilitates various forms of support for PWIDs and persons with disabilities (PWDs) and their families. By enhancing skills, promoting inclusion, and fostering participation in society, NIEPID Secunderabad plays a crucial role in improving the quality of life for PWDs and PWIDs, empowering them to contribute meaningfully to social, economic, and political spheres.

NIMHANS Centre for Well Being: This is a centre established by the National Institute of Mental Health and Neurosciences (NIMHANS) in Hyderabad to provide mental health promotion and prevention services to the general public, including PwIDDs and their families. The centre offers various services, such as counselling, psychotherapy, meditation, etc. The centre also conducts various workshops and outreach programs for PwIDDs and their caregivers on topics such as stress management, parenting skills, life skills, etc.



6.6 Types of treatments and therapies provided

Depending on the type and severity of disability, PwDs may require different types of treatments and therapies to improve their functioning and quality of life. Some of the common types of treatments and therapies provided to PwDs are:



Medical treatment: This involves the use of medications, surgeries, or other procedures to treat the underlying causes or complications of disability, such as infections, injuries, etc. Medical treatment may also help to prevent or reduce the progression of disability or secondary conditions, such as pain, etc.



Physiotherapy: This involves the use of physical methods, such as exercises, massage, heat, cold, electrical stimulation, etc., to improve the mobility, strength, balance, coordination, and endurance of PwDs. Physiotherapy may also help to prevent or reduce the effects of disability, such as stiffness, weakness, pain, etc.



Occupational therapy: This involves the use of activities, adaptations, or assistive devices to improve the functional abilities, independence, and participation of PwDs in their daily living activities. Occupational therapy may also help to prevent or reduce the effects of disability, such as fatigue, depression, etc.



Speech therapy: This involves the use of techniques, exercises, or devices to improve the communication, speech, language, voice, or swallowing skills of PwDs. Speech therapy may also help to prevent or reduce the effects of disability, such as withdrawal, etc.



Audiology: This involves the use of tests, devices, or therapies to improve the hearing, or ear health of PwDs. Audiology may also help to prevent or reduce the effects of disability, such as hearing loss, tinnitus, etc.



Visual therapy: This involves the use of exercises, devices, or therapies to improve the eye health of PwDs. Visual therapy may also help to prevent or reduce the effects of disability, such as visual impairment, strabismus, etc.



Cognitive therapy: This involves the use of strategies, exercises, or devices to improve the memory, problem-solving, or executive functions of PwDs. Cognitive therapy may also help to prevent or reduce the effects of disability, such as cognitive impairment, delirium, etc.



Behavioural therapy: This involves the use of principles, techniques, or interventions to modify the thoughts, emotions, or behaviours of PwDs that are dysfunctional. Behavioural therapy may also help to prevent or reduce the effects of disability, such as depression, anxiety, etc.



Psychotherapy: This involves the use of psychological methods, such as counselling, psychoanalysis, or hypnosis, to explore the feelings of PwDs that affect their mental well-being. Psychotherapy may also help to prevent or reduce the effects of disability, such as trauma, etc.



Alternative therapy: This involves the use of non-conventional or complementary methods, such as acupuncture, art, etc., to enhance the physical, and mental well-being of PwDs. Alternative therapy may also help to prevent or reduce the effects of disability, such as pain, spasm, etc.

6.7 Support Groups for PwDs and Caregivers of PwDs:

Support groups and organisations are important sources of information, guidance, assistance, and advocacy for PwDs and their families. They provide a platform for PwDs to share their experiences, challenges, and achievements with others who have similar disabilities or concerns. They also provide a voice for PwDs to raise their issues and demands to the authorities and the society at large. Some of the support groups and organisations working in the field of disabilities in Telangana are:

- Disabled People's Organisations (DPOs): These are organisations that are run by and for PwDs to promote their rights, interests, and empowerment. They work on various aspects of disability, such as education, employment, accessibility, etc. They also network with other stakeholders, such as government, NGOs, media, etc., to influence policies and programs for PwDs.

An example of DPO of Telangana:

- Telangana Vikalangula Samakhya: This is a state-level federation of DPOs that works for the welfare and development of PwDs in Telangana. It has more than 300 member organisations across the state. It conducts various activities, such as awareness campaigns, advocacy programs, legal aid, skill development, etc., for PwDs.

Chapter 7

Social Security



Social security is the protection and assistance provided by the state to its citizens who are in need of economic or social support due to various reasons. Social security aims to ensure a minimum standard of dignity, and well-being of the people.

7.1 Financial Assistance Schemes

The Government of Telangana, through the Department of Rural Development, also implements various schemes and programmes to provide social security benefits to the people, especially the poor and vulnerable sections of the society, such as women, SCs, STs, minorities, and PwDs. Some of these schemes and programmes are outlined below



7.1.1 The Telangana State Pension Scheme (Aasara)

A scheme that provides monthly pensions to the elderly, widows, weavers, toddy tappers, persons with HIV-AIDS, beedi workers, single women, and persons with disabilities. The scheme aims to ensure dignified life to the disadvantaged sections of the society. The scheme provides Rs. 3016/- per month to the persons with disabilities.

- Hospitalisation Limits: Overall limit of Rs. 55,000 allocated with a sub-limit of 40,000 for corrective surgeries for existing disability and congenital disability and 15,000 for non-surgical hospitalisation.
- Out Patient Department (OPD) Limits: With an overall limit of Rs. 19,000, it includes a sub-limit of 15,000 for OPD treatment including the medicines, pathology, diagnostic tests, etc, and 4,000 for preventive dentistry.
- A dedicated fund of Rs. 20,000 allocated for ongoing therapies to manage disability-related complications, and an additional Rs. 4,000 for alternative medicine.
- A provision of Rs. 2,000 is allocated for covering transportation expenses related to medical treatments.

Documents Required:

- Aadhar Card
- SADAREM Certificate
- Document for Proof of Age
- Bank Account Details
- Ration/Food Security Card
- Self Declaration
- Passport Size Photo
- Mobile Number.

Application Process:

- Eligible applicants can apply for the Telangana Aasara Pension Scheme by completing the Offline Application Form corresponding to their category.
- Obtain the Offline Application Form from any of the following offices:
 - Gram Panchayat Office.
 - Village Revenue Officer Office.
 - MeeSeva Centres.
 - Municipal Corporation Office.
- Fill in your details on the application form, attach the required documents, and submit it to the Gram Panchayat Secretary/Village Revenue Officer in rural areas or the Bill Collector in urban areas.
- After verification, if the applicant's form is deemed authentic, they will be selected for the scheme and notified through an SMS.
- Subsequently, the monthly pension under the Telangana Aasara Pension Scheme will be transferred to the beneficiary's bank account.

Important Scheme Details:

- The applicant's verification will be conducted by the Gram Panchayat or the Municipal/Deputy Commissioner of the GHMC (Greater Hyderabad Municipal Corporation).
- In rural areas, MPDOs (Mandal Parishad Development Officers), and in urban areas, Tahsildars/Municipal Commissioners, will enter the verified applicant data into the Aasara Software for pension sanction.
- Upon approval by the District Collector, Aasara Pension Cards will be distributed to the beneficiaries.
- Submission of an income certificate is required when income is the basis for pension sanction.
- In the absence of an age proof document, the Verification Officer's assessment or a Medical Board assessment will determine the applicant's age.
- The CEO of SERP (Society for Elimination of Rural Poverty), Telangana, Hyderabad, and all District Collectors hold full responsibility for implementing the Aasara Pension scheme.

7.1.2 The Indira Gandhi Scheme



This scheme offers financial support, providing Rs. 300 for individuals aged between 18 to 79 years and Rs. 500 for those aged 79 and above. To qualify for this assistance, applicants must meet specific eligibility criteria:

- Age Range: Applicants should fall within the age bracket of **18 to 79 years**.
- Indian Residency: The applicant must be a resident of **India**.
- Disability: The individual should have a physical or mental disability exceeding **40%**.
- Dwarfs Eligibility: Individuals with **dwarfism** are also eligible for this scheme.
- Below Poverty Line: Applicants should belong to the **Below Poverty Line** category.
- To apply for the scheme, the following documents are required:
 - Aadhar Card
 - Certificate of Disability/SADAREM Certificate
 - Residence Proof of the applicant
 - Account Details
 - Age Proof
 - Below Poverty Line Ration Card

Ensuring that these criteria are met and providing the necessary documentation will enable eligible individuals to access the financial support offered by the Indira Gandhi scheme.



7.1.3 The Divyangjan Swavalamban Yojana

This scheme is implemented by the National Handicapped Finance and Development Corporation (NHFDC), offers financial support through loans to individuals with disabilities. This assistance aims to facilitate activities that directly or indirectly contribute to income generation or empower Persons with Disabilities (PWD). The NHFDC provides loans of up to 50.0 lakh with an interest rate ranging from 5-9% p.a. 1% interest rebate is applicable to women with disabilities and persons with disabilities (excluding OH) involved in self-employment loans up to Rs.50,000.

Eligibility criteria include being an Indian citizen with 40% or more disability and an age above 18 years, although individuals with mental retardation can apply from the age of 14. Notably, the age requirement is waived for educational loans. To learn more about these schemes, [visit https://www.nhfdc.nic.in/schemes](https://www.nhfdc.nic.in/schemes).

7.1.4 The Vishesh Microfinance Yojana (VMY)

This is a comprehensive initiative by NHFDC designed to provide prompt and need-based financial support at a reasonable interest rate. Targeting specific groups and activities, this scheme collaborates with various entities such as NBFC - MFI, Section-8-MFI, NGO-MFI, SHG Federations, state Government Missions, and other state-level organisations.

The primary goal of VMY is to facilitate small and micro-businesses, along with supporting development activities. Under this scheme, the unit cost of a project is capped at Rs.60,000. Borrowers benefit from a repayment period of up to 3 years from the date of loan disbursement. This detailed framework ensures that individuals and organizations can access timely financial assistance to pursue their entrepreneurial and developmental endeavors.

7.1.5 The NHFDC Swavalamban Kendra (NSK)

This is a pioneering initiative introduced by NHFDC, designed to integrate credit, skill development, and business linkages on a pilot scale. The vision is to expand this concept into a comprehensive scheme, initially encompassing each district across the country with one NSK per district.

Established with a capital cost of approximately Rs. 12 lakhs, each NSK is set up by Persons with Disabilities (PwD) entrepreneurs, receiving 100% financing from NHFDC. These NSKs provide hands-on skill training tailored to locally relevant and viable businesses. The objective is to equip PwDs with the necessary skills for self-employment opportunities within their localities and foster entrepreneurship.



7.1.6 The Government of Telangana, through the Telangana State Handicapped Finance Corporation (TSHFC), provides loans to PwDs for self-employment and income generation activities.

The loans are given for various sectors and are provided at a subsidised interest rate of 6% per annum, with a repayment period of 3 to 7 years. The loans are given in collaboration with various banks and financial institutions. The loan amount ranges from Rs. 10,000/- to Rs. 25 lakhs, depending on the activity. The loan beneficiaries are also given training, and marketing support by the TSHFC. The eligibility criteria for availing the loans are:

- ✓ The applicant should be a resident of Telangana.
- ✓ The applicant should have a disability of 40% or more and a valid disability certificate/SADAREM Certificate.
- ✓ The applicant should have a minimum educational qualification of class VIII, or should be able to read and write in the local language.
- ✓ The applicant should have a viable project proposal and a bank account.

7.2 IT Rebate under 80U & 80DD

The Government of India, through the Income Tax Department, provides tax benefits to PwDs and their dependents under sections 80U and 80DD of the Income Tax Act, 1961. To avail the benefits, the PwD, or the person with the dependent relative, should have a valid disability certificate/SADAREM Certificate from a medical authority. The tax benefits are as follows:



Section 80U

This section allows a deduction of Rs. 75,000/- from the taxable income of a PwD who has a disability of 40% or more, and Rs. 1,25,000/- from the taxable income of a PwD who has a severe disability of 80% or more. The deduction is available to the PwD irrespective of the source of income or the expenditure incurred.

Section 80DD

Section 80DD: This section allows a deduction of Rs. 75,000/- from the taxable income of a person who has a dependent relative with a disability of 40% or more, and Rs. 1,25,000/- from the taxable income of a person who has a dependent relative with a severe disability of 80% or more. The deduction is available to the person for the expenditure incurred on the treatment, rehabilitation of the dependent, or for the amount deposited in a specified scheme for the dependent relative. The dependent relative can be a spouse, child, parent, brother, or sister of the person.

7.3 Travel Allowances and Entitlements (Bus, Railways, Airlines) for PwDs

The Government of India, through various ministries and departments, provides various travel concessions and facilities to PwDs to facilitate their mobility and accessibility. Some of these travel allowances and entitlements are:

Bus



The Government of Telangana, through the Telangana State Road Transport Corporation (TSRTC), provides free travel facility to PwDs in all ordinary and express buses within the state. The PwDs are issued a free travel pass by the TSRTC, which is valid for one year and can be renewed thereafter. The PwDs should have a disability of 40% or more and a valid disability certificate/SADAREM Certificate to apply for the free travel pass. The PwDs can also avail a concession of 50% on the fare in all deluxe and super deluxe buses within the state. The PwDs can also travel with one escort, who is also eligible for the same concession. The PwDs should produce their free travel pass or disability certificate/SADAREM Certificate to avail the concessions.



The Government of India, through the Ministry of Railways, provides various concessions and facilities to PwDs in the Indian Railways. They are as follows:

Concession: The PwDs are eligible for a concession of 75% on the fare in all classes of mail and express trains, and 50% on the fare in all classes of Rajdhani, Shatabdi, and Jan Shatabdi trains. The individual PwDs' escorts are also eligible for the same concession. The PwDs should produce their disability certificate/SADAREM Certificate or a photo identity card issued by the Indian Railways to avail the concessions.

Facility: The PwDs are provided various facilities by the Indian Railways, such as:



Reservation: The PwDs can book their tickets online or offline through the reservation counters. The PwDs are given priority in allotment of lower berths and seats. The PwDs can also book their tickets under the Tatkal scheme without any extra charges.



Assistance: The PwDs can request for wheelchairs, ramps, and battery-operated vehicles at the stations. The PwDs can also avail the assistance of the escorting staff in the trains for assistance. The PwDs can also contact the helpline number 139 or the Twitter handle @RailMinIndia for any grievance or feedback.



Amenities: The PwDs are provided various amenities by the Indian Railways, such as:

- ✓ Coaches: The PwDs are provided specially designed coaches with wider entrances, Braille signages, etc. The PwDs can also avail the facility of battery-operated cars for inter-platform transfer.
- ✓ Stations: The PwDs are provided accessible stations with ramps, lifts, etc. The PwDs can also avail the facility of battery-operated cars, wheelchairs, and porter services at the stations.



Websites: The PwDs can access the websites and apps of the Indian Railways, which are compliant with the Web Content Accessibility Guidelines (WCAG) 2.0.

Airlines:



The Government of India, through the Ministry of Civil Aviation, provides various concessions and facilities to PwDs in the domestic airlines. The concessions and facilities are as follows:

Concession: The PwDs are eligible for a concession of 50% on the basic fare in the economy class of Air India flights, subject to the availability of seats. The PwDs can also travel with one escort, who is also eligible for the same concession. The PwDs should produce their disability certificate/SADAREM Certificate or a photo identity card issued by the Ministry of Social Justice and Empowerment to avail the concession.

Facility: The PwDs are provided various facilities by the domestic airlines, such as:



Reservation: The PwDs can request for special assistance or services at the time of booking or 48 hours before the departure.



Assistance: The PwDs can avail the assistance of the airline staff at the airports for check-in, security check, etc. The PwDs can also request for wheelchairs, or battery-operated vehicles at the airports. The PwDs can also contact the toll-free number 1800-180-1407 or the email id call.del@airindia.in for any grievance or feedback.



Amenities: The PwDs are provided various amenities by the domestic airlines, such as:



Aircraft: The PwDs are provided specially designed aircraft with accessible lavatories, Braille signage, etc. The PwDs can also carry their own assistive devices, such as crutches, etc., without any extra charges.



Airports: The PwDs are provided accessible airports with ramps, lifts, etc. The PwDs can also avail the facility of battery-operated cars, and porter services at the airports.



Websites: The PwDs can access the websites and apps of the domestic airlines, which are compliant with the Web Content Accessibility Guidelines (WCAG) 2.0.

Chapter 8

Skill Development And Employment



8.1 Introduction

Skill development and employment are essential for the empowerment and inclusion of persons with disabilities (PwDs). The Government of India, through various ministries and departments, implements programmes to provide skill training, vocational guidance, and placement support to PwDs. Some of these schemes and programmes are:

8.1.1 Pradhan Mantri Kaushal Vikas Yojana (PMKVY)



A flagship scheme of the Ministry of Skill Development and Entrepreneurship (MSDE) that aims to provide short-term skill training and recognition of prior learning to the youth, including PwDs and PwIDDs, across various sectors and job roles. The scheme is implemented through the National Skill Development Corporation (NSDC) and its training partners.

The scheme provides various incentives and **facilities** to PwDs and PwIDDs, such as:

- Reservation of 4% seats in all skill training courses.
- Post-placement support of Rs. 3000/- per month for up to 6 months.
- Monthly conveyance allowance of Rs. 1000/- for up to 6 months.
- Boarding and lodging facility during training.
- Provision of aids, sign language interpreters, and accessible infrastructure.
- Special courses and job roles identified for PwDs and PwIDDs.

Process:

- The interested candidates can register themselves online on the PMKVY website (<https://www.scpwd.in/>) or visit the nearest PMKVY training centre.
- The candidates can choose the course and job role of their preference and undergo the skill training. The candidates are also given counselling, orientation. After the completion of the training, the candidates are assessed and certified by the Sector Skill Councils (SSCs) and awarded the Skill India Certificate. The candidates are also provided placement assistance.

Eligibility:

- The candidate should be an **Indian citizen**.
- The candidate should have a valid **Aadhaar card** or any other **identity proof**.
- The candidate should have a **disability of 40% or more** and a valid disability certificate/SADAREM Certificate.
- The candidate should be between **14 and 59 years** of age.
- The candidate should not have undergone any skill training under PMKVY or any other government scheme in the same sector and job role.

8.2 Reservations in NSTI under MSDE



The Ministry of Skill Development and Entrepreneurship (MSDE) also runs various National Skill Training Institutes (NSTIs) across the country, which offer long-term and short-term courses in various trades and skills. The NSTIs are under the administrative control of the Directorate General of Training (DGT) and are affiliated to the National Council for Vocational Training (NCVT).

The NSTIs provide various **facilities and concessions** to PwDs and PwIDDs, such as:

- Reservation of 3% seats in all courses and trades.
- Relaxation of 5% marks in the qualifying examination for admission.
- Relaxation of 10 years in the upper age limit for admission.
- Provision of aids and appliances, sign language interpreters, and accessible infrastructure.
- Scholarship of Rs. 250/- per month for PwDs and PwIDDs.

Process:

- The interested candidates can apply online on the NSTI website 3 or visit the nearest NSTI
- The candidates can choose the course and trade of their preference and undergo the admission process as per the norms and guidelines of the DGT and NCVT.
- The candidates are given theoretical and practical training as per the syllabus and curriculum of the course and trade. The candidates are also given exposure to industry and entrepreneurship development.
- After the completion of the course, the candidates are assessed and certified by the NCVT and awarded the National Trade Certificate.

Eligibility : The eligibility criteria for NSTI vary depending on the course and trade.

- The candidate should be an **Indian citizen**.
- The candidate should have a **valid Aadhaar card** or any other identity proof.
- The candidate should have a **disability of 40% or more** and a valid disability certificate/SADAREM Certificate.
- The candidate should have passed the minimum educational qualification required for the course and trade.
- The candidate should meet the age criteria required for the course and trade.

8.3 Vocational Rehabilitation Centres (VRCs)



The Ministry of Labour and Employment (MoLE) operates various Vocational Rehabilitation Centres (VRCs) across the country, which provide vocational guidance, training, and placement services to PwDs and PwIDDs. The VRCs are under the administrative control of the Directorate General of Employment (DGE) and are affiliated to the National Career Service (NCS).

The VRCs provide various **services and facilities** to PwDs and PwIDDs, such as:

- Assessment of aptitude, interest, and abilities of PwDs and PwIDDs.
- Counselling and guidance for choosing suitable vocations and careers.
- Training in various skills and trades as per the market demand and individual potential.
- Placement assistance and linkages with various employers and self-employment schemes.
- Follow-up and post-placement support for PwDs and PwIDDs.
- Provision of aids and appliances, sign language interpreters, and accessible infrastructure.
- The process and eligibility for VRCs are as follows:

Process:

- The interested candidates can register online on the NCS portal (<https://www.scpwd.in/>) or visit the nearest VRC.
- The candidates are given an initial interview and a medical examination to determine their eligibility and suitability for the services.
- The candidates are then assessed by a team of professionals, such as psychologists, vocational counsellors, social workers, etc., to identify their aptitude, interest, and abilities.
- The candidates are then counselled and guided for choosing appropriate vocations and careers. The candidates are then enrolled in various training courses and trades offered by the VRCs or referred to other training institutes as per their choice and availability.
- The candidates are also given exposure to industry and entrepreneurship development. After the completion of the training, the candidates are assisted and linked with various employers and self-employment schemes. The candidates are also followed up and supported for their adjustment and retention in the jobs.

Eligibility:

- The candidate should be an Indian citizen.
- The candidate should have a valid Aadhaar card or any other identity proof.
- The candidate should have a disability of 40% or more and a valid disability certificate/SADAREM Certificate.
- The candidate should be between 14 and 59 years of age.
- The candidate should be willing and able to undergo vocational guidance, training, and placement.

8.4 Skill Training under SIPDA



Skill Training under SIPDA in Telangana is a program that aims to provide skill development and employment opportunities for persons with disabilities (PwDs) in the state. SIPDA stands for Scheme for Implementation of Persons with Disabilities Act, which is a central government scheme that provides financial assistance to various activities for the empowerment of PwDs.

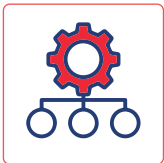
Some of the features of Skill Training under SIPDA in Telangana are:



The program is implemented by the Department of Empowerment of Persons with Disabilities (DEPWD) under the Ministry of Social Justice and Empowerment (MSJE) in collaboration with the Telangana Academy for Skill and Knowledge (TASK), which is a state government initiative for enhancing the skilling of youth.



The program follows the National Action Plan for Skill Development of PwDs, which is a comprehensive framework for providing skill training, assessment, certification, placement and post-placement support to PwDs in various sectors and job roles.



The program follows the Common Norms for Skill Development Schemes, which are the standard guidelines for the implementation, monitoring and evaluation of skill development schemes across the country.



The program also follows the Recognition of Prior Learning (RPL) guidelines, which are the criteria for assessing and certifying the existing skills and competencies of PwDs who have acquired them through informal or non-formal learning.



The program involves the empanelment of various organizations as Training Partners (TPs), who are responsible for conducting the skill training of PwDs as per the approved courses and job roles. The TPs are selected through a process of Expression of Interest (EOI) and Project Specific Proposal (PSP) submission, and are validated by the Sector Skill Councils for Persons with Disabilities (SCPWD).



The program also requires the TPs to register themselves on the PMDAKSH-DEPWD portal, which is a web-based platform for the management and monitoring of the skill development of PwDs. The portal enables the TPs to upload the details of the trainees, trainers, training centers, courses, assessments, placements and post-placement support.



The program also mandates the use of Aadhaar as an identity document for the delivery of benefits and services to the PwDs. The Aadhaar authentication ensures the verification of the beneficiaries.



The program also follows the Standard Operating Procedure (SOP) issued by the Ministry of Health and Family Welfare (MOHFW) in view of the COVID-19 pandemic, which outlines the preventive measures and precautions to be taken by the TPs.

The Skill Training under SIPDA in Telangana is a commendable initiative that aims to empower the PwDs with the skills and opportunities to lead a dignified and productive life. The program also contributes to the vision of making Telangana a hub of skilled and employable youth.

Chapter 9


Legal Entitlements



9.1 Voting Rights

Voting is a fundamental right of every citizen in a democracy. However, persons with disabilities (PwDs) and persons with intellectual and developmental disabilities (PwIDDs) often face barriers and challenges in exercising their voting rights.

To address this issue, the Government of India and the Election Commission of India (ECI) have taken various measures to facilitate the voting rights of PwDs and PwIDDs. Some of these are:



The Rights of Persons with Disabilities (RPwD) Act, 2016, which is a legislation that encompasses the rights and entitlements of PwDs, including voting rights. The Act mandates the appropriate governments and the ECI to ensure that PwDs enjoy their rights equally with others, and ensure accessibility.



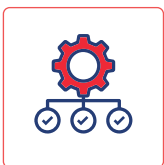
The National Trust for the Welfare of Persons with Autism, Cerebral Palsy, Mental Retardation and Multiple Disabilities Act, 1999, which provides for the appointment of legal guardians for PwIDDs, who can assist them in voting and other matters.



The Systematic Voters' Education and Electoral Participation (SVEEP) programme, which is a flagship initiative of the ECI to enhance the electoral participation of PwDs and other marginalized groups. The programme includes various activities such as voter awareness campaigns, voter registration drives, voter facilitation centres, voter helplines, and voter slips in Braille.



The PwD App, which is a mobile application developed by the ECI to provide various services and facilities to PwD voters, such as request for new voter registration, request for marking as PwD, request for wheelchair, request for pick and drop, request for assistance, search your name in electoral roll, know your polling station, booth locator, know your candidates, register complaints, etc.



The Accessible Elections framework, which is a strategic policy document adopted by the ECI in 2018 to make the electoral process more accessible and inclusive for PwDs. The framework outlines various interventions and action points for improving the accessibility of polling stations, voter education, electoral registration, and voting assistance.

Know More: <https://eci.gov.in/persons-with-disabilities/>

9.2 Legal Guardianship

Legal guardianship is a legal arrangement that allows a person or an organization to take care of another person or his/her property, who is unable to do so due to disability, illness, or other reasons. A legal guardian assumes the responsibility and authority to make decisions on behalf of the person under guardianship, who is called the ward.

Legal guardianship is especially relevant for PwIDDs, who may not always be capable of managing their own lives or taking legal decisions for their own benefit. Therefore, they may require someone to represent their interests and protect their rights in various matters.

The process and requirements of legal guardianship may vary depending on the personal laws, the type and degree of disability, and the nature and extent of guardianship. However, some of the common steps and documents involved are:



1. Filing an application for guardianship in the prescribed form and format, along with the necessary documents, such as proof of identity, proof of residence, proof of disability, medical certificate, affidavit,

You can apply online.



3. Obtaining the consent of the ward, if possible, or the consent of the nearest relative, if the ward is unable to give consent.



5. Issuing a certificate of guardianship by the authority, after considering all the circumstances, and specifying the conditions of guardianship, such as the duration, the scope, etc.



2. Submitting the application to the competent authority, which may be the district court, the local level committee, or any other authority designated by the state government, depending on the law and the disability.



4. Conducting a home visit and a personal interview by the authority or its representative, to assess the suitability and willingness of the applicant, and the needs and preferences of the ward.



6. Reviewing and renewing the guardianship periodically, or revoking or modifying it, if required, based on the change of situation or the best interest of the ward.

Some of the benefits and challenges of legal guardianship are:



Benefits: Legal guardianship can provide security, protection, and guidance to PwIDDs, who may otherwise be vulnerable to abuse, exploitation, neglect, or discrimination. It can also enable them to access various services, and benefits. It can empower them to exercise their rights and participate in the society, with the assistance of their guardians.



Challenges: Legal guardianship can also pose some risks and difficulties, such as loss of autonomy, dignity, and privacy for PwIDDs, who may not have a say in their own affairs. It can also create dependency, conflict, or resentment between the guardians and the wards, or among the family members. It can also be a complex and cumbersome process, involving legal formalities, and costs

Chapter 10

Grievance Redressal Bodies



10.1 Office of the Commissioner and Director, Welfare of Disabled, Telangana

O/o State Commissioner,
Ground Floor, Vikalangula Sankshema Bhavan,
Nalgonda 'X' Roads, Malakpet, Hyderabad – 500036

Email: scrpwdact@gmail.com
Email: cdwtghyd@gmail.com
Ph No: 040-24559048

Commissioner & Director Welfare of Disabled

The Office of the State Commissioner for Persons with Disabilities was set up under Section 60 of the erstwhile Persons with Disabilities (Equal Opportunities, Protection of Rights and Full Participation) Act 1995 and continues to function under Section 79 of the Right of Persons with Disabilities Act, 2016. The Office of State Commissioner for Persons with Disabilities is responsible to take steps to safeguard the rights and facilities made available to persons with disabilities.

How to register a complaint (FAQs)

Who can file a complaint?	A person with disability or any individual or an organisation, on behalf of the victim may file the complaint along with the disability certificate of the victim and supporting documents by post/by hand/by email.
Whom to approach?	State Commissioner for Persons with Disabilities
How to approach the office of the State Commissioner?	You can approach State Commissioner in one of the following ways: In-Person, Through a Representative, Through Registered Post or by Email
What details should be given with the complaint?	<ul style="list-style-type: none">▪ The name of the complainant, the name of the victim (the affected person with disability), complete postal address, contact number, email if available.▪ Brief description of the victim▪ Nature and percentage of disability▪ The name of the person(s) & organisation(s) against whom a complaint is being made, together with their address & details, so far as they can be ascertained.▪ The facts relating to the complaint<ul style="list-style-type: none">- What happened?- When did the incident happen?- Where did it happen?- What relief are you seeking?

What are the Documents required?

You must give documents in support of the allegations contained in the complaint. You must enclose a legible copy of the Disability Certificate of the victim from a valid authority.

What Happens Next?

Once the State Commissioner has received your complaint, a copy of the complaint will be forwarded to the opposite party mentioned in the complaint directed for their version of the case. The complainant may submit the rejoinder. If necessary, the parties may be heard in person. If the complainant or their agent fails to appear on the date, the State Commissioner in their discretion may dismiss the complaint or decide the case on merit basis. Where the opposite party or their agent fails to appear on the date of hearing, the Commissioner may take such necessary action under the Rights of Persons with Disabilities Act 2016 as they deem fit for summoning and enforcing the attendance of the opposite party or decide the complaint *exparte*. The State Commissioner may on such terms as they deem fit and at any stage of the proceedings, adjourn the hearing of a complaint.

Note: You can also register a complaint online here - <https://scpwd.telangana.gov.in/contact.php>

10.2: Telangana State Commission for Child Protection & Welfare

Regional Joint Director Office

16, Yousufguda Main Rd., Lata Enclave,

Madhura Nagar, Hyderabad, Telangana 500045

Email: comm-wdcw@telangana.gov.in

Telephone :- 040-23733665

The Telangana State Commission for Child Protection and Welfare (TSCPW) has been constituted under the Commission for Protection of Child Rights (CPCR) Act, 2005. It is the statutory watchdog of the Government of Delhi on matters of child rights including the Protection of Children with Special Needs (under the age of 18).

How to register a complaint (FAQs)

Who can file a complaint?

Any child under the age of 18 years or any individual or an organisation, on behalf of the victim may file the complaint along with the supporting documents by post/by hand/by email/by call to the DCPCR helpline number.

Whom to approach?

Regional Joint Director

What details should be given with the complaint?

- The name of the complainant, the name of the child, contact number, alternate contact number and email if available.
- The name of the person(s) & organisation(s) against whom a complaint is being made, together with their address, contact number & details, so far as they can be ascertained.
- The facts relating to the complaint
 - What happened?
 - When did the incident happen?
 - Where did it happen?
 - What relief are you seeking?

Chapter 11

Repository of Institutions and Concerned Authorities



11.1 List of Special Schools in Telangana

<https://www.nihhsrsrc.nic.in/sites/default/files/List%20of%20Special%20Schools%20in%20Telangana.pdf>

11.2: District Wise Medical Authorities List

NATIONAL INSTITUTE FOR THE EMPOWERMENT OF PERSONS WITH INTELLECTUAL DISABILITIES (DIVYANGJAN),
Manovikas Nagar, Secunderabad-500009, T.S.
Ph. No. : 091 40 27751741-45.

District Wise Medical Authorities for UDID Card

District	Hospital	Contact Person	Email ID
Adilabad	Telangana Vaidya Vidhana Parishad District Hospital, District Hospital, Utnoor	DR. DEEPAK PUSHKAR	adbdchs@yahoo.com
Bhadradi Kothagudem	Telangana Vaidya Vidhana Parishad District Hospital, Superintendent, District Head Quarters Hospital	DR. G. RAMESH	superintendentbhadradi@gmail.com
Hanumakonda	Mahatma Gandhi Memorial Hospital	G. SAMBASHIV ADU	mgmhospitalwgl@yahoo.com
Hyderabad	MS District Hospital, King Koti Medical Superintendent Government ENT Hospital, 5-1-713, Sultaan Bazar, King Koti	DR. G.V.NARASIMHAM DR. T. SHANKAR	dhkingkoti@gmail.com supdtgentyhd@gmail.com
Jagityal	Medical Superintendent District Hospital, Beside Old Bus Stand	DR. A. SADAMOCHAN	areahospitaljagityal@gmail.com
Jangaon	Medical Superintendent District Head Quarters Hospital	DR. P. RAGHU	areahospitaljangaon@gmail.com
Jayashanka Bhupalapally	Area Hospital, Jayashankar	Dr. Chandra Naik	ajmerabijlichanda@gmail.com
Jogulamba Gadwal	Medical Superintendent District Hospital, Gadwal	MS GADHWAL	ahgadhwat@gmail.com
Kamareddy	District Hospital, Room No: 71	P. VILASRAO	sadaremkmr@gmail.com
Karimnagar	Medical Superintendent District Hospital, Manchief Chowrasta	DR. D. AJAY KUMAR	disthospitalkarimnagar@gmail.com
Khammam	Medical Superintendent Telangana Vaidya Vidhana Parishad, District HQ Hospital, Opp. Collector Office	DR. B. VENKATESHW ARLU	superintendenthqrskhammam@gmail.com
Kumurambheem Asifabad	District Head Quarters Hospital, 3-108, Bapu Nagar	DR. CH. KATYAYANI DEVI	sdhkkumrambheem@gmail.com

District	Hospital	Contact Person	Email ID
Mahabubabad	Medical Superintendent District Head Quarters Hospital	DR. S. BHEEMSAGAR	superintendentmabd2016@gmail.com
Mahabubnagar	District Hospital, Market Lane, Opp. Vegetable Market	Anandam	mugunala.anandam@gmail.com
Mancherial	Medical Superintendent District head Quarters Hospital	DR. M. YASHWANTH RAO	tvvphqmancherial@gmail.com
Medak	Medical Superintendent District head Quarters Hospital, Jambikunta	DR. P. CHANDRA SHEKAR	dhhmedak@gmail.com
Medchal Malkajgiri	CHC Government Hospital, Ghatkesar Mandal	Dr. P.Prasad	chcghatkesar@gmail.com
Mulugu	Area Hospital	Dr. Chanda Naik	mulugu@gmail.com
Nagarkurnool	District Head Quarters Hospital	Dr. M.Prabhu	sadarem.ngkl@gmail.com
Nalgonda	Medical Superintendent Telangana Vaidya Vidhana Parishad, District HQ Hospital, Near Bus Stand, Gollaguda	DR. T. NARSINGA RAO	sdhnhlg@gmail.com
Narayanpet	District Hospital, Near Marketlane, Narayanpet, Telangana	Anandam	pwdudidnrpt@gmail.com
Nirmal	Medical Superintendent , Area Hospital , Mini Tank Bund Road	Dr. B.Suresh	ahnirmal@yahoo.com
Nizamabad	Government General Hospital, Khaleelwadi	K. Prasanna Kumar	ggh_nizamabad@yahoo.com
Peddapalli	Telangana Vaidya Vidhana Parishad	DR. Y. SURYASHREE RAO	supdtldlsthqrstvppdpl@gmail.com
Rajanna Siricilla	District Hospital, Near Ambedkar Chowk	DR. R. THIRUPATHI	ahsircilla@gmail.com
Rangareddy	Government Area Hospital , Vanasthalipuram	Dr. K.V ,Ramesh Kumar	rmoahvp@gmail.com
Sangareddy	Medical Superintendent District Head Quarters Hospital, Opp. Police Station	DR. K. SANGAREDDY	dchsmedak@gmail.com
Siddipet	Medical Superintendent, Telangana Vaidya Vidhana Parishad	DR. M. KRISHNA RAO	ahgajwel@gmail.com
Suryapet	Telangana Vaidya Vidhana Parishad, District Head Quarters Hospital	DR. R. SAMPATH KUMAR	msahsrpt@gmail.com
Vikarabad	District Head Quarters Hospital, Tandur	DR. G. MALLIKARJA SWAMI	tandurdh@gmail.com
Wanaparthy	Area Hospital	Dr. Harish Sagar	sagar20038@gmail.com
Warangal	Mahatma Gandhi Memorial Hospital	G. SAMBASHIV ADU	dwo.udid.wglr@gmail.com
Yadadri Bhuvanagiri	District Hospital, Bhuvanagiri	B. CHANDULAL	msahbngr@gmail.com(7702544000)

11.3 District wise authorities for SADAREM Card

SN	District	Contact Person	Phone	Email ID
1	Adilabad	JADAV SHESHA RAO	9849910045	apopensionadb@gmail.com
2	Badradri	B YADAI AH	9100044580	drdoserp.bhadradri@gmail.com
3	Hanumakonda	T SRINIVASA SWAMY	8008003929	drdoserp.wglu@gmail.com
4	Hyderabad	SRI S RAMULU	9440815864	hydssp@gmail.com
5	Jagtial	A VANA JA	8309517330	aasara.jgl@gmail.com
6	Jangaon	D VINITHA	8008200945	dpmsadaremjg@gmail.com
7	Jayashankar	S VENKATESHWARLU	9121238555	dpmssp@gmail.com
8	Jogulamba	Ramana	8790990501	drdoserp.jgdl@gmail.com
9	Kamareddy	R.SURESH KUMAR	8790990307	sadaremkmr@gmail.com
10	Karimnagar	L RADHA	9440533199	dpmpensionsknr@gmail.com
11	Khammam	SMT S REVATHI	7330666181	sadarem953@gmail.com
12	Komaram Bheem	SMT B YASHODHA	9701803647	drdoserp.kb@gmail.com
13	Mahabubabad	K SHANKAR	8008200810	drdasadarem2017@gmail.com
14	Mahabubnagar	A KRISHNAIAH	8790990749	drdoserp.mbnr@gmail.com
15	Mancherial	B.Rajesh	7288897789	samskrutha2010@gmail.com
16	Medak	J MERCINA	8008556030	drdoserp.medak@gmail.com
17	Medchal	M YADAI AH	9849900746	drdoserp.medchal@gmail.com
18	Mulugu	J PADMAPRIYA	8008200807	sadaram953@gmail.com
19	Nagarkurnool	G LAXMAIAH	8790990506	sadaremngkl@gmail.com
20	Nalgonda	M KRISHNAIAH	7989515341	drdoserp.nlg@gmail.com
21	Narayanpet	M ANANDAM	8790990504	drdoserp.mbnr@gmail.com
22	Nirmal	B SHOBHARANI	9959616845	drdoserp.nirmal@gmail.com
23	Nizamabad	M RACAI AH	8790990131	drdoserp.nzb@gmail.com
24	Peddapalli	D NAGESHWAR RAO	9652004794	aasarapdl@gmail.com
25	Rajanna	A PAPA RAO	9676983144	drdoserp.rjn@gmail.com
26	Rangareddy	A SURYA NARAYANA GOUD	9989216164	drdoserp.rrd23@gmail.com

27	Sangareddy	K RANGA CHARYULU	9441275028	drdoserp.sangareddy@gmail.com
28	Siddipet	M KIRAN KUMAR	8790990141	drdoserp.sdpt@gmail.com
29	Suryapet	SMT BENAZEER TABASSUM	9553572816	sadaremsrpt@gmail.com
30	Vikarabad	S.NARSIMULU	9959223735	drdavkbpensions@gmail.com
31	Wanaparthy	K PRABHAKAR	8790990569	dpmdiswnp@gmail.com
32	Warangal	P PARAMATHMA	8008203926	drdawgl.rural@gmail.com
33	Yadadri	V LALITHA DEVI	8008555840	pensionsyadadri@gmail.com

11.4 List of NGOs registered under Section 51 of RPwD Act

District	NGO	Address	Point of Contact	Designation	Email	Contact Number
Adilabad	Shantiniketan Institute for the Mentally & Hearing Handicapped Academy	4-85,Vill: Manjulapur,Mdl: Nirmal, Dist: NIRMAL	Chenigarapu Chinnaiiah	Director	shantiniketanadb@gmail.com	9440234118
Hyderabad	PAMENCAP Parents Association for the Mentally Handicapped Persons	77,Old Vasavi Nagar,Karkhana Sikandrabad	E.V.Ramesh Chander	Hon. Secretary	pamencapsecbad@gmail.com	9441955073
Hyderabad	Prerana Special School - a Unit of Prerana Welfare Society	16-2-146/15/B,,DAYAN AND NAGAR, MALAKPET,,(Near er to) Uni Gas petrol Pump	T.Vijaya Lakshmi	Founder Person	prerana.foundation@gmail.com	9849629707
Hyderabad	Sparsh Foundation	PLOT NO 34, LANE NO 2,,VAHINI NAGAR,DIAMOND POINT	Y PANCHAMUKHI	CEO	panchamukhi12345@gmail.com	8712506050
Hyderabad	Swayamkrushi	17,,Sri Malani Housing Cooperative Society,Indian Airlines Colony	Manjula Kalyan	Director	swayamkrushimk@gmail.com	9704245454
Medak	Sabitha Educational Society	H NO 2 1 193,BABA NAGAR,BESIDE ZILLA PARISHAD	S SARITHA	GENERAL SECRETARY	ssraju_sabithaorg@yahoo.co.in	9493500878
Medak	Sahara Disability Rehabilitation Centre - a unit of Sahara Health & Development Society	survey no.621,PEDDAPUR VILLAGE,near famous tea shop and mytri institute,	Dr.Shankar Matam	GENERAL SECRETARY	drshankar4124@gmail.com	9346260229

District	NGO	Address	Point of Contact	Designation	Email	Contact Number
Medchal	Special Friends	F2,SAI PRAGATI ENCLAVE,PLOT NO.54,,2, GAYATRI NAGAR, MOULALI,BEHIND: HANUMAN TEMPLE	SWATHI KURETI	FOUNDER	kureti.swathi@gmail.com	8790103823
Rangareddy	Bhagawan Sri Sathya Sai Special School VTC for Mentally Retarded Run By SAI SEVA SANGH	Plot no. 99,Road no. 12, vivekanandana gar colony,kukatpally	C. ARUNA PRADEEP	SECRETARY	satyasai.splschoo@gmail.com	9989928513
Rangareddy	Kiranam Organisation for the Welfare of Disabled	C-835,,NGOS Colony,Vanasthalipuram	P RAMESH	PRESIDENT	kiranamngo@gmail.com	9959172223
Rangareddy	MANASA SPECIAL SCHOOL FOR THE MENTALLY HANDICAPPED run by MANASA	SURVEY NO.135,,MOHAN NAGAR, KOTHAPET ROAD,BESIDES TSSPDCL OFFICE	P. SARVALAXMI	PRESIDENT	manasa912014@gmail.com	9908221082
Rangareddy	SADHANA SOCIETY FOR THE MENTALLY HANDICAPPED	Plot No A - 7/5,Road No - 6,IDA,Nacharam ,Plot No A -7/5, Road No -6, IDA, Nacharam,Opp: H.P.Petrol Pump	P.MADHUSUDAN REDDY	SECRETARY	sadhanawelfare@gmail.com	9849098749
Rangareddy	SHANTHI NIKETAN RESIDENTIAL INSTITUTION FOR MENTALLY HANDICAPPED	PLOT NO 10,NEAR PEDDAMMA TEMPLE,GOUTHAMI NAGAR	L. BALEESHWARA -IAH	SECRETARY	shanthiniketan.mr@gmail.com	9246219975
Rangareddy	USHODAYA EDUCATIONAL SOCIETY	Plot No:23,Highway colony,Chintalkunta Check - post	Kartheek Lagishetty	Secretary	ushodayavtc@yahoo.in	9948743838
Siddipet	Manochetna	Manochetana,C hukka Ramaiah Marg, Near Agricultural Market Yard,,Vavillavampu	Venkateshwarlu Chukka	General Secretary	mrcrwarangal@gmail.com	9392488514
Warangal (Urban)	MALLIKAMBA INSTITUTE OF MENTALLY HANDICAPPED AND ASSOCIATED DISABILITIES	1-7-1834/11,balasadram,behind fire station	B RAMALEELA	GENERAL SECRETARY	mmvkwgl@gmail.com	9849038142



Disclaimer: The information provided in this booklet is intended to serve as a helpful resource for caregivers and individuals with disabilities. The content is based on the authors' best knowledge and understanding as of the date of publication.

Readers are advised that government schemes and policies are subject to change, and the information presented in this guide reflects the schemes and policies as of the date of publication. The authors can not guarantee the accuracy, completeness, or currency of the information provided, and readers are encouraged to verify the details independently.

Government initiatives and programs may be revised, amended, or replaced over time, and readers are urged to consult official government sources or relevant authorities for the most up-to-date information. The authors, publishers, and any associated contributors to this guide shall not be held liable for any inaccuracies, omissions, or changes in the information provided, or for any actions taken based on the information contained in this guide.

It is recommended that readers seek professional advice and guidance in specific cases, and exercise due diligence in staying informed about the latest developments in government policies and programs for persons with disabilities in Telangana.

ANNEXURE 1:
AADHAR APPLICATION FORM

INSTRUCTIONS TO FOLLOW WHILE FILLING UP THE ENROLMENT FORM

Field 3: NAME	Write full name without salutations/titles. Please bring the original* Proof of Identity (POI) document. (See list A below). Variation in Resident's Name in contrast to POI is permissible as long as the change is minor spelling only, without altering the Name in POI document. For Example: If Resident's POI reads "Preeti", then "Priti" can be recorded if Resident wants so.
Field 5: DOB / AGE	Fill in Date of Birth in DDMMYYYY format. If exact Date of Birth is not known, approximate age in Years may be filled in the space provided. Please bring the original Proof of Date of Birth (DOB), if available. (See list D below). Declared checkbox may be selected if Resident does not have a valid proof of Date of Birth document. Verified checkbox is selected where Resident has provided documents as proof of Date of birth.
Field 6: ADDRESS	Write complete address. Please bring the original Proof of Address (POA) document. (See list B below). Please note that the Aadhaar letter will be delivered at the given address only. <ul style="list-style-type: none"> To include name of Parent / Guardian / Spouse as part of the address, enter the name of person in the c/o field. Minor Corrections / Enhancements are permissible to make the address complete without altering the base address as mentioned in POA document.
Field 7: RELATIONSHIP	In case of children below 5 years, it is mandatory to provide father/mother/guardian details with their Aadhaar or EID number. If the resident is not holding a Proof of Identity & using the Head of the Family identity for enrolment, it is mandatory to provide Head of the family's details with his/her Aadhaar or EID number. Please refer illustration below for filling EID. Please bring the original Proof of Relationship (POR) document. (See list C below). For other cases, it is optional for the resident to fill up the relationship details.
Field 8: DOCUMENTS	Write the name of Documents for POI and POA. In case proof of Date of Birth is available, then write the name of Date of Birth document. If the resident is not holding a Proof of Identity & using the Head of Family based enrolment, then write the name of Proof of Relationship document. For Valid list of documents, please refer list of Documents below.
Field 9 INTRODUCER/HOF	Resident who does not have POI and POA may get enrolled through an Introducer/ Head of Family. Pl contact nearest enrolment centre or your Registrar, for further details.

<p style="text-align: center;">LIST A. POI Documents</p> <p>POI (Proof of Identity) documents containing Name & Photo</p> <ol style="list-style-type: none"> 1. Passport 2. PAN Card 3. Ration/ PDS Photo Card 4. Voter ID 5. Driving License 6. Government Photo ID Cards/ Service photo identity card issued by PSU 7. NREGS Job Card 8. Photo ID issued by Recognized Educational Institution 9. Arms License 10. Photo Bank ATM Card 11. Photo Credit Card 12. Pensioner Photo Card 13. Freedom Fighter Photo Card 14. Kissan Photo Passbook 15. CGHS/ ECHS Photo Card 16. Address Card having Name and Photo issued by Department of Posts 17. Certificate of Identity having photo issued by Gazetted Officer or Tehsildar on UIDAI standard certificate format for enrolment/ update 18. Disability ID Card/ handicapped medical certificate issued by the respective State/ UT Governments/Administrations 19. Bhamashah Card/Jan-Aadhaar card issued by Govt. of Rajasthan 20. Certificate from Superintendent/ Warden/ Matron/ Head of Institution of recognized shelter homes or orphanages etc. on UIDAI standard certificate format for enrolment/update 21. Certificate of Identity having photo issued by MP or MLA or MLC or Municipal Councillor on UIDAI standard certificate format for enrolment/ update 22. Certificate of Identity having photo issued by Village Panchayat Head or Mukhya or its equivalent authority (for rural areas) on UIDAI standard certificate format for enrolment/ update 23. Gazette notification for name change 24. Marriage certificate with photograph 25. RSBY Card 26. SSLC book having candidates photograph 27. ST/ SC/ OBC certificate with photograph 28. School Leaving Certificate (SLC)/ School Transfer Certificate (TC), containing name and photograph 29. Extract of School Records issued by Head of School containing name and photograph 30. Bank Pass Book having name and photograph 31. Certificate of Identity containing name and photo issued by Recognized Educational Institution signed by Head of Institute on UIDAI standard certificate format for enrolment/ update. 32. Certificate of identity containing Name, DOB and Photograph issued by Employees' Provident Fund Organisation (EPFO) on UIDAI standard certificate format for enrolment/ update 	<ol style="list-style-type: none"> 5. Voter ID 6. Driving License 7. Government Photo ID cards/ service photo identity card issued by PSU 8. Electricity Bill (not older than 3 months) 9. Water Bill (not older than 3 months) 10. Telephone Landline Bill (not older than 3 months) 11. Property Tax Receipt (not older than 1 year) 12. Credit Card Statement (not older than 3 months) 13. Insurance Policy 14. Signed Letter having Photo from Bank on letterhead 15. Signed Letter having Photo issued by registered Company on letterhead 16. Signed Letter having Photo issued by Recognized Educational Institution on letterhead or Photo ID having address issued by Recognized Educational Institution 17. NREGS Job Card 18. Arms License 19. Pensioner Card 20. Freedom Fighter Card 21. Kissan Passbook 22. CGHS/ ECHS Card 23. Certificate of Address having photo issued by MP or MLA or MLC or Gazetted Officer or Tehsildar on UIDAI standard certificate format for enrolment/ update 24. Certificate of Address issued by Village Panchayat head or its equivalent authority (for rural areas) on UIDAI standard certificate format for enrolment/ update 25. Income Tax Assessment Order 26. Vehicle Registration Certificate 27. Registered Sale/ Lease/ Rent Agreement 28. Address Card having Photo issued by Department of Posts 29. Caste and Domicile Certificate having Photo issued by State Govt 30. Disability ID Card/ handicapped medical certificate issued by the respective State/ UT Governments/ Administrations 31. Gas Connection Bill (not older than 3 months) 32. Passport of Spouse 33. Passport of Parents (in case of Minor) 34. Allotment letter of accommodation issued by Central/ State Govt. (not more than 3 years old) 35. Marriage Certificate issued by the Government, containing address 36. Bhamashah Card/Jan-Aadhaar card issued by Govt. of Rajasthan 37. Certificate from Superintendent/ Warden/ Matron/ Head of Institution of recognized shelter homes or orphanages etc. on UIDAI standard certificate format for enrolment/ update 38. Certificate of Address having photo issued by Municipal Councillor on UIDAI standard certificate format for enrolment/ update 39. Identity Card issued by recognized educational institutions 40. SSLC book having photograph 41. School Identity card 42. School Leaving Certificate (SLC)/ School Transfer Certificate (TC), containing Name and Address 43. Extract of School Records containing Name, Address and Photograph issued by Head of School 44. Certificate of Identity containing Name, Address and Photo issued by Recognized Educational Institution signed by Head of Institute on UIDAI standard certificate format for enrolment/ update 45. Certificate of identity containing Name, DOB and Photograph issued by Employees' Provident Fund Organisation (EPFO) on UIDAI standard certificate format for enrolment/ update 	<p style="text-align: center;">LIST C. POR Documents</p> <p>POR (Proof of Relationship) documents containing Name of applicant and Name of HoF (Head of Family)</p> <ol style="list-style-type: none"> 1. PDS Card 2. MNREGA Job Card 3. CGHS/ State Government/ ECHS/ ESIC Medical card 4. Pension Card 5. Army Canteen Card 6. Passport 7. Birth Certificate issued by Registrar of Birth, Municipal Corporation and other notified local government bodies like Taluk, Tehsil etc. 8. Any other Central/ State government issued family entitlement document 9. Marriage Certificate issued by the government 10. Address card having name and photo issued by Department of Posts 11. Bhamashah Card/Jan-Aadhaar card issued by Govt. of Rajasthan 12. Discharge card/ slip issued by Government hospitals for birth of a child 13. Certificate of Identity having photo issued by MP or MLA or MLC or Municipal Councillor or Gazetted Officer on UIDAI standard certificate format for enrolment/update 14. Certificate of Identity having photo and relationship with HoF issued by Village Panchayat Head or Mukhya or its equivalent authority (for rural areas) on UIDAI standard certificate format for enrolment/ update
<p style="text-align: center;">LIST B. POA Documents</p> <p>POA (Proof of Address) documents containing Name & Address</p> <ol style="list-style-type: none"> 1. Passport 2. Bank Statement/ Passbook 3. Post Office Account Statement/ Passbook 4. Ration Card 	<p style="text-align: center;">LIST D. DOB Documents</p> <p>DOB (Date of Birth) documents containing Name and DOB</p> <ol style="list-style-type: none"> 1. Birth Certificate 2. SSLC Book/ Certificate 3. Passport 4. Certificate of Date of Birth issued by Group A Gazetted Officer on UIDAI standard certificate format for enrolment/ update 5. A certificate (on UIDAI standard certificate format for enrolment/ update) or ID Card having photo and Date of Birth (DOB) duly signed and issued by a Government authority 6. Photo ID card having Date of Birth, issued by Recognized Educational Institution 7. PAN Card 8. Marksheets issued by any Government Board or University 9. Government Photo ID Card/ Photo Identity Card issued by PSU containing DOB 10. Central/ State Pension Payment Order 11. Central Government Health Service Scheme Photo Card or Ex-Servicemen Contributory Health Scheme Photo Card 12. School Leaving Certificate (SLC)/ School Transfer Certificate (TC), containing Name and Date of Birth 13. Extract of School Records issued by Head of School containing Name, Date of Birth and Photograph 14. Certificate of Identity containing Name, DOB and Photo issued by Recognized Educational Institution signed by Head of Institute on UIDAI standard certificate format for enrolment/ update 15. Certificate of identity containing Name, DOB and Photograph issued by Employees' Provident Fund Organisation (EPFO) on UIDAI standard certificate format for enrolment/ update 	

Illustration for filling up EID No.

Acknowledgement/ Consent for enrolment / पावती / नामांकन हेतु सहमति

Enrolment No/ नामांकन संख्या: 0008/12345/00020 ***This is not the Aadhaar Number*** Date/ तिथि: 28/04/2011 15:50:16

OR EID No: 0 0 0 8 1 2 3 4 5 0 0 2 0 | 2 8 0 4 2 0 1 1 1 5 0 1 6

Note: In instances where original documents are not available, copies attested / certified by a public notary/gazetted officer will be accepted.

ANNEXURE 2:
UDID REGISTRATION FORM



Unique Disability ID

Department of Empowerment of Persons with Disabilities,
Ministry of Social Justice and Empowerment, Government of India.

सत्यमेव जयते

PERSON WITH DISABILITY REGISTRATION FORM

1. Personal Details

Applicant Name :	_____	_____	_____	<div style="border: 1px solid black; padding: 10px; text-align: center;">Photograph Passport Size 2 x 3</div>
Father's Name :	_____			
Mother's Name :	_____			
Date of Birth :	_____	Age :	_____	
	(DD/MM/YYYY)			
Mobile No :	_____	E-mail ID :	_____	
Gender :	<input type="checkbox"/> Male <input type="checkbox"/> Female <input type="checkbox"/> Other			
Mark of Identification :	_____			
			Signature / Thumb / Other Print	
Category :	<input type="checkbox"/> General <input type="checkbox"/> OBC* <input type="checkbox"/> SC* <input type="checkbox"/> ST* (*Attached cast certificate for OBC/SC/ST only)			
Blood Group :	<input type="checkbox"/> O+ <input type="checkbox"/> O- <input type="checkbox"/> A+ <input type="checkbox"/> A- <input type="checkbox"/> B+ <input type="checkbox"/> B- <input type="checkbox"/> AB+ <input type="checkbox"/> AB-			
Marital Status :	<input type="checkbox"/> Married* <input type="checkbox"/> Unmarried <input type="checkbox"/> Widow <input type="checkbox"/> Divorced <input type="checkbox"/> Divorcee & Widower			
	*If you are married give Spouse Name : _____			
Name of Guardian/ Caretaker /Attendant / Related Person :	_____	His/Her Contact No. :	_____	
Relation with Person with Disability :	<input type="checkbox"/> Father <input type="checkbox"/> Mother <input type="checkbox"/> Wife <input type="checkbox"/> Husband <input type="checkbox"/> Uncle <input type="checkbox"/> Aunty <input type="checkbox"/> Sister <input type="checkbox"/> Other			
Educational Details :	<input type="checkbox"/> Primary <input type="checkbox"/> Middle/Higher Primary <input type="checkbox"/> Senior Secondary <input type="checkbox"/> Higher Secondary <input type="checkbox"/> Diploma <input type="checkbox"/> Graduate <input type="checkbox"/> PG Diploma <input type="checkbox"/> Post Graduate <input type="checkbox"/> Doctorate			

2. Address Details

Correspondence Address :	_____		
	_____	Pincode :	_____
State/UTs :	_____	District :	_____
City/Sub District/Tehsil :	_____	Village/Block :	_____
Document for Address Proof :	<input type="checkbox"/> Driving Licence <input type="checkbox"/> Ration Card <input type="checkbox"/> Voter ID <input type="checkbox"/> Other (Domicile Certificate)		

Permanent Address : _____

Pincode : _____
State/UTs : _____ District : _____
City/Sub District/Tehsil : _____ Village/Block : _____

3. Disability Details

Have disability Certificate : Yes* No (*If yes, please fill in the following details & attach disability certificate)

Sr./Reg. No. of Certificate : _____ Date of Issue : _____
(DD/MM/YYYY)

Disability Percentage (%) : _____ (For example: 30%, 40%, 50%, 60%)

Details of Issuing Authority : Chief Medical Office Medical Authority

Disability Type : Blindness Muscular Dystrophy Hearing Impairment Hemophilia
 Low Vision Parkinson's Disease Intellectual Disability Thalassemia
 Leprosy Cured Sickle Cell Disease Acid Attack Victim Locomotor Disability
 Cerebral Palsy Dwarfism Mental Illness Multiple Sclerosis
 Specific Learning Disabilities Speech and Language Disability Autism Spectrum Disorder Chronic Neurological Conditions
 Multiple Disabilities including Deaf Blindness

Disability By Birth : Yes* No Disability Since : _____
(in Year)

Pension Card Number : _____ Disability Scheme : _____

Hospital Treating Disability : _____

Disability Area : Chest Ears Head Left Eye Left Hand Left Leg Mouth
 Nose Shoulder Throat Right Eye Right Hand Right Leg Stomach

Disability Due to : Accident Congenital Hereditary

4. Employment Details

Employed : Yes No* Unemployed Since : _____

Occupation : Govt. Job Professional/Technical Agriculture Service & Shops
 Clerks Craft/Trade Workers Daily Wages Worker Plant/Factory
 Other Occupation _____

BPL/APL : N/A APL BPL Antodya

Personal Income (Annual) : Below 10,000 From 10,000 to 1,00,000 1,00,000 to 5,00,000 > 5,00,000

Father Income (Annual) : Below 10,000 From 10,000 to 1,00,000 1,00,000 to 5,00,000 > 5,00,000

Spouse Income (Annual) : Below 10,000 From 10,000 to 1,00,000 1,00,000 to 5,00,000 > 5,00,000

5. Identity Details

Attached Identity Proof : Driving Licence PAN Card Ration Card Voter ID Aadhar Card

Identity Proof Number : _____

Aadhaar Card Number : _____ TIN (NPR) : _____

Any Other State/UTs ID : _____ Other State/UTs ID Value : _____

I _____ , the applicant do hereby declare that what is stated above is true to the best of my own information and brief.

Date : _____ Applicant's Signature/Thumbprint : _____

ANNEXURE 3:

LIST OF ACCEPTABLE ADDRESS PROOF AND IDENTITY PROOF FOR UDID CARD

List of acceptable address proof and identity proof for UDID Card

Address proof

1. Aadhaar Card
2. Address card with photo issued by Dept, Of Posts, Govt. of India
3. Arms License
4. Cast and Domicile Certificate with address and photo issued by State G Certificate of address having Photo issued by NIP/MLA/Group-A Gazetted
5. Certificate of address issued by Village Panchayat head or its equivalent
6. Certificate of address with photo from Govt recognized educational institution
7. CGHS/ECHS Card
8. Credit Card Statement (not older than last three months)
9. Current Passbook of Post Office/any Scheduled Bank
10. Driving License
11. Electricity Bill (not older than last three months)
12. Freedom Fighter Card with address
13. Income Tax Assessment Order
14. Kissan Passbook with address
15. Other (Domicile Certificate)
16. Passport
17. Pensioners Card with address
18. Photo Identity Card having address (of Central Govt /PSU or State Job
19. Ration Card
20. Registered Sale/Lease Agreement
21. Sri Lankan Refugees Identity Card
22. Telephone Bill of Fixed line (not older than three months)
23. Vehicle Registration Certificate
24. Voter ID
25. Water Bill (not older than 3 months)

Identity proof

1. Aadhaar Card
2. Address card with photo issued by Dept, Of Posts, Govt. of India
3. Arms License
4. Cast and Domicile Certificate with address and photo issued by State Govt
5. Certificate of address having Photo issued by NIP/MLA/Group-A Gazetted
6. Certificate of address issued by Village Panchayat head or its equivalent
7. Certificate of address with photo from Govt recognized educational institutions
8. CGHS/ECHS Card
9. Current Passbook of Post Office/any Scheduled Bank
10. Driving License
11. Freedom Fighter Card with address
12. Income Tax Assessment Order
13. Kissan Passbook with address
14. Passport
15. Pensioners Card having photo
16. Credit card having photo
17. Photo Identity Card (of Central Govt /PSU or State Job)
18. Photo Identity card issued by govt recognized educational institution
19. Ration card with photo
20. Smart card issued by CSD, Defence or Paramilitary
21. Sri Lankan Refugees Identity Card
22. Voter ID/Election Commission ID Card

ANNEXURE 4:
SAMPLE SADAREM CERTIFICATE



Government of Telangana CERTIFICATE FOR PERSON WITH DISABILITY

(Issued under the authority vide G.O.Ms.No.31, WD CW & DW Dept Dated 01.12.2009)


Medical Board: Badradri district medical camp, Badradri
ID No.of Person with Disability: [REDACTED]
Date of Issue: 11/07/2019




- This is certified that Shri [REDACTED], S/o [REDACTED] A, Male, age 32 years, resident of H.No.# [REDACTED], [REDACTED] Habitation, [REDACTED] Village, [REDACTED] Mandal, Badradri District, is suffering from Temporary disability of the following category:- Physical(Locomotor/Orthopaedic) Disability.
The disability is in relation to his : Right Upper Limb.
Sub-type of disability : Muscular Weakness.

Cause of Disability : Weakness of fore arm

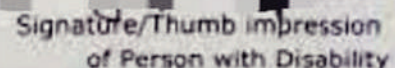
- Re-assessment of this case is recommended after a period of 3 years.
- Percentage of disability in his case is 72% [Seventy Two percent].
- He meets the following physical requirements for discharge of his duties. KC-can perform work by kneeling and crouching,B-can perform work by bending,S-can perform work by sitting,ST-can perform work by standing,W-can perform work by walking,RW-can perform work by reading and writing.
- Identification Marks of Person with Disability:-
 - A MOLE ON THE NOSE.
 - b).

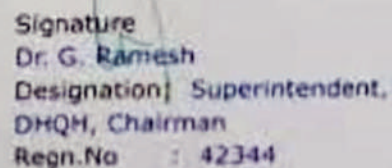

Signature
Dr. Padya Suresh

Designation: CAS, M.S.(Ortho)
Regn.No : 61027


Signature
Dr. S.N. Mallikarjuna Rao

Designation: CAS, M.S.
(Ortho), Member
Regn.No : 48897


Signature/Thumb impression
of Person with Disability


Signature
Dr. G. Ramesh
Designation: Superintendent,
DHQH, Chairman
Regn.No : 42344

Note: This is not valid for Medico-Legal cases.

ANNEXURE 5:
**LETTER OF UNDERTAKING FOR USING
OWN SCRIBE**

LETTER OF UNDERTAKING FOR USING OWN SCRIBE

I _____, a student of _____(name of the school),
S/o _____ bearing Roll No. _____ at _____(name fo the centre) My qualification is _____.

I do hereby state that _____(name of the scribe) will provide the service of scribe/reader for the undersigned for taking the aforesaid examination.

I do hereby undertake that his qualficaiton is _____. In case, subsequently it is found that his qualification is not as declared by the undersigned and is beyound my qualification, I shall forfeit my right and claims relating to this examination.

(Signature of the candidate with Disability)

Place:

Date:

ANNEXURE 6:

DISABILITY WISE LIST OF EXEMPTIONS AND OTHER EDUCATIONAL ENTITLEMENTS FOR CWSN UNDER CBSE

TABULAR SUMMARY OF EXEMPTIONS**1. (A) PHYSICAL DISABILITY- LOCOMOTOR DISABILITY**

S.NO	DISABILITY CODE	Disability-wise Exemptions to Disabled students in Board's Examinations	Flexibility In choosing subjects	Relaxation of attendance (on request)	Exemption in studying second language	Examination through computers	Scribe and compensatory time in case of hand dysfunction	Examination room on ground floor	In the subjects where practical are involved, theory paper of the same marks can be provided as happens in case of visual impairment.	Permitting assistive devices during exam (with doctor's advice)	Options of skill based subjects	Waiving off registration fees for IX/X & XI/XII Examinations
	H	1	2	3	4	5	6	7	8	9	10	11
1 A (a)	HL	Leprosy cured persons	Yes	Yes	Yes	Yes	Yes	Yes	Yes	Yes	Yes	--
1 A (b)	HC	Cerebral palsy	Yes	Yes	Yes	Yes	Yes	Yes	Yes	Yes	Yes	--
1 A (c)	HD	Dwarfism	Yes	Yes	Yes	Yes	Yes	Yes	Yes	--	Yes	--
1 A (d)	HM	Muscular Dystrophy	Yes	Yes	Yes	Yes	Yes	Yes	Yes	Yes	Yes	--
1 A (e)	HA	Acid Attack Victims	Yes	Yes	Yes	Yes	Yes	Yes	Yes	Yes	Yes	--

*Definition of various disabilities may be seen from PWD ACT-2016

1 (B) PHYSICAL DISABILITY - VISUAL IMPAIRMENT

S.NO	DISABILITY CODE	Disability-wise Exemptions to Disabled students in Board's Examinations	Flexibility In choosing subjects	Relaxation of attendance (on request)	Exemption in studying second language	Examination through computers	Scribe and compensatory time	Examination room on ground floor	In the subjects where practical are involved, theory paper of the same marks can be provided as happens in case of visual impairment.	Permitting assistive devices during exam (with doctor's advice)	Options of skill based subjects	Waiving off registration fees for IX/X & XI/XII Examinations
	B	1	2	3	4	5	6	7	8	9	10	11
1 B (a)	BB	Blindness	Yes	Yes	Yes	Yes	Yes	Yes	Yes	Yes	Yes	Yes
1 B (b)	BL	Low Vision	Yes	Yes	Yes	Yes	Yes	Yes	Yes	Yes (Magnifying glasses/ Portable Video magnifiers)	Yes	Yes

*Definition of various disabilities may be seen from PWD ACT-2016

1(C) PHYSICAL DISABILITY- HEARING IMPAIRMENT

S.NO	DISABILITY CODE	Disability-wise Exemptions to Disabled students in Board's Examinations	Flexibility In choosing subjects	Relaxation of attendance (on request)	Exemption in studying second language	Examination through computers	compensatory time	Examination room on ground floor	In the subjects where practical are involved, theory paper of the same marks can be provided as happens in case of visual impairment.	Permitting assistive devices during exam (with doctor's advice)	Options of skill based subjects	Waiving off registration fees for IX/X & XI/XII Examinations
	D	1	2	3	4	5	6	7	8	9	10	11
1 C (a)	DD	Deaf	Yes	Yes	Yes	--	Yes	Yes	Yes	Yes	Yes	--
1 C (b)	DH	Hard of hearing	Yes	Yes	Yes	--	Yes	Yes	Yes	Yes	Yes	--

*Definition of various disabilities may be seen from PWD ACT-2016

1 (D) PHYSICAL DISABILITY- SPEECH AND LANGUAGE DISABILITY

S.NO	DISABILITY CODE	Disability-wise Exemptions to Disabled students in Board's Examinations	Flexibility In choosing subjects	Relaxation of attendance (on request)	Exemption in studying second language	Examination through computers	Scribe/Reader and compensatory time	Examination room on ground floor	In the subjects where practical are involved, theory paper of the same marks can be provided as happens in case of visual impairment.	Permitting assistive devices during exam (with doctor's advice)	Options of skill based subjects	Waiving off registration fees for IX/X & XI/XII Examinations
	D	1	2	3	4	5	6	7	8	9	10	11
1 D (a)	DS	Speech and Language Disability	Yes	Yes	Yes	-	Yes	Yes	--	Yes	Yes	--

*Definition of various disabilities may be seen from PWD ACT-2016

2. INTELLECTUAL DISABILITY

S.NO	DISABILITY CODE	Disability-wise Exemptions to Disabled students in Board's Examinations	Flexibility in choosing subjects	Relaxation of attendance (on request)	Exemption in studying second language	Examination through computers	Reader / adult prompter*/Scribe and compensatory time	Examination room on ground floor	In the subjects where practical are involved, theory paper of the same marks can be provided as happens in	Permitting assistive devices during exam (with doctor's advice)	Options of skill based subjects	Waiving off registration fees for IX/X & XI/XII Examinations
	C	1	2	3	4	5	6	7	8	9	10	11
2 (a)	CS	Specific Learning Disabilities -Dyslexia -Dysgraphia -Dyscalculia -Dysprasia -Developmental aphasia	Yes	Yes	Yes	-	Yes	Yes	--	--	Yes	--
2 (b)	CA	Autism spectrum disorder	Yes	Yes	Yes	-	*Yes	Yes	--	--	Yes	--

*Definition of various disabilities may be seen from PWD ACT-2016

3. MENTAL BEHAVIOUR

S.NO	DISABILITY CODE	Disability-wise Exemptions to Disabled students in Board's Examinations	Flexibility In choosing subjects	Relaxation of attendance if request is made	Exemption in studying second language	Examination through computers	Reader / adult prompter/Scribe and compensatory time	Examination room on ground floor	In the subjects where practical are involved, theory paper of the same marks can be provided as happens in case of visual impairment.	Permitting assistive devices during exam (with doctor's advice)	Options of skill based subjects	Waiving off registration fees for IX/X & XI/XII Examinations
	5	1	2	3	4	5	6	7	8	9	10	11
3 (a)	SM	Mental Behaviour	Yes	Yes	Yes	Yes	Yes	Yes	Yes	...

*Definition of various disabilities may be seen from PWD ACT-2016

4. DISABILITY CAUSED DUE TO - CHRONIC NEUROLOGICAL CONDITIONS& BLOOD DISORDER

S.NO	DISABILITY CODE	Disability-wise Exemptions to Disabled students in Board's Examinations	Flexibility In choosing subjects	Relaxation of attendance if request is made	Exemption in studying second language	Examination through computers	Reader / adult prompter/Scribe and compensatory time	Examination room on ground floor	In the subjects where practical are involved, theory paper of the same marks can be provided as happens in case of visual impairment.	Permitting assistive devices during exam (with doctor's advice)	Options of skill based subjects	Waiving off registration fees for IX/X & XI/XII Examinations
	S	1	2	3	4	5	6	7	8	9	10	11
4 (a)	SN	Chronic neurological condition i) Multiple Sclerosis ii) Parkinson's disease	Yes	Yes	Yes	Yes	Yes	Yes	---	Yes	Yes	---
4 (b)	SB	Blood disorder (i) Haemophilia (ii) Thalassemia (iii) Sickle cell disease	Yes	Yes	Yes	Yes	Yes	Yes	---	Yes	Yes	---

*Definition of various disabilities may be seen from PWD ACT-2016

5. MULTIPLE DISABILITIES

S.NO	DISABILITY CODE	Disability-wise Exemptions to Disabled students in Board's Examinations	Flexibility In choosing subjects	Relaxation of attendance if request is made	Exemption in studying second language	Examination through computers	Scribe and compensatory time	Examination room on ground floor	In the subjects where practical are involved, theory paper of the same marks can be provided as happens in case of visual impairment.	Permitting assistive devices during exam (with doctor's advice)	Options of skill based subjects	Waiving off registration fees for IX/X & XI/XII Examinations
	5	1	2	3	4	5	6	7	8	9	10	11
5 (a)	SD	Multiple Disabilities	Yes	Yes	Yes	Yes	Yes	Yes	Yes	...

*Definition of various disabilities may be seen from PWD ACT-2016

ANNEXURE 7:
APPLICATION FOR CBSE CONCESSIONS

Principal

(Write School Name & Address here)

Sub: Availing exemption as provided for Disabled students under the Right to Persons with Disabilities Act 2016.

Sir/Madam,

My ward with following credentials is student of your school:-

1. Name:
2. Admission No.
3. Class: Section:
4. Nature of Disability:

It is requested that following exemption(s) may be granted to my ward:-

- a.
- b.

The details of Scribe opted by me is as under:-

Date:

(Signature of Parent)

Name:

Email ID:

Contact No:

Address:

Enclosure:

Medical Certificate

ANNEXURE 8:

APPLICATION FORM FOR NATIONAL OVERSEAS SCHOLARSHIPS/PASSAGE GRANT FOR STUDENTS WITH DISABILITIES

DEPARTMENT OF EMPOWERMENT OF PERSONS WITH DISABILITIES

**APPLICATION FORM FOR
NATIONAL OVERSEAS SCHOLARSHIPS/PASSAGE GRANT FOR
STUDENTS WITH DISABILITIES,
FOR THE SELECTION YEAR-**

(To be filled in Hindi or in English only in Block letters)

Application No. <i>(For office use only)</i>	
---	--

- I) APPLICATION FOR (I) OVERSEAS SCHOLARSHIP
(Tick whichever is applicable) (II) PASSAGE GRANT

II) Name of the Country to be visited for study _____

III) Name of Course proposed to be pursued _____

Recent Passport size Photograph to be Pasted here

1. Name (Shri/Smt./Km.)

First Name	Middle Name	Last Name / (Surname)

(According to Secondary/Matriculation Certificate)

2. Gender

Male	Female	Transgender

3. Father's/ Husband's Name:

--

Mother's Name:

--

Name of Guardian

--

4. Date of Birth

Day		Month		Year			

(Attach self-attested photocopy of certificate for proof of Date of Birth)

5. Age (as on 1st January of the current year)

Years	Months	Days

6. Nationality:

7. Category whether: SC / ST / OBC /General

8. Type of Disability: Tick whichever is applicable

Locomotor	Visual	Hearing	In Speech	Mentally ill	Mentally Retarded	Multiple Disability	Others – (pl. Specify)

9. Disability Certificate

1. Percentage of Disability

2. Name of issuing authority

(Attach self-attested photocopy of disability certificate issued by the Competent Authority).

10. Address (with Pin code No.)

1	Present Address (for correspondence)	
		Pin Code <input type="text"/>
2	Permanent Address	
		Pin Code <input type="text"/>

11. Contact Phone No.
 i) Mobile No. _____
 II) Telephone with STD Code _____
12. E-mail ID _____
13. Voter ID Card No. _____
(Self-attested photocopy may be attached)
14. Aadhaar Card No.(Mandatory) _____
(Self-attested photocopy may be attached)
15. Bank Account No.(Linked with Aadhaar No.) _____
 Name of Bank _____ IFSC Code _____
16. Passport No.(If available) _____
(Self-attested photocopy may be attached)
17. Permanent Account No. (PAN) _____
(Self-attested photocopy of PAN card may be attached)
18. Nearest Railway Station _____
19. Nearest Airport _____
20. Annual income of Parents/Guardians for the previous year: Rs. _____
(Income certificate in the prescribed pro-forma may be attached)
21. Particulars of academic/professional examinations passed (*From Matriculation or equivalent*):

Name of the Board/University /Institution	Exam Passed Certificate/Degree Awarded	Year of Examination	Subjects	% age of Marks obtained	Class/ Division

(Self-attested copy of all certificate/ marksheets may be attached)

22. Details of published Research papers/books, if any:
(Please attach a separate sheet for necessary action)

23. (a) Employment particulars, if any:

Office/ Organisation	Date of joining	Date of Leaving	Designation	Nature of work	Monthly Salary including all allowances
1	2	3	4	5	6

- (b) Other work experience, if any.
(use separate sheet if necessary)

23. Next of kin in India to be notified in case of emergency:

Name	Address	Relationship	Contact No.

24. Have any of your relatives been awarded this scholarship?

If yes,

Yes

No

Name	Relationship	Year of Award

25. Degree/Programme for which scholarship is applied.

26. Details of proposed study abroad; if applicable, (details of proposed research in not more than 500 words should be attached, in triplicate)

Subject	Sub-subject	Research Topic

(use separate sheet if necessary)

27. If you have already obtained admission in a duly accredited University/Institution abroad specify:-

Institution along with the accreditation details	Course	Date of joining/Expected date of joining	Conditions, if any, of admission offer (with copies of relevant correspondence)

28. If you have applied for admission and seeking assurance for scholarship, specify:

Institution abroad along with the accreditation details	Course	Date of joining/Expected date of joining	Conditions, if any, of admission offer (with copies of relevant correspondence)

29. Prospects in India after study abroad.

30. If applied for any scholarships in the last 2 years. State the titles/results.

FOR PASSAGE GRANT (To be filled in if you apply for passage grant only)

S.No	Particulars	Details
1.	Details of foreign scholarship	
2.	Name of awarding authority	
3.	Whether it is a merit scholarship based on selection	
4.	If the scholarship is not adequate, details of arrangements made for meeting living and other expenses abroad.	
5.	Institutions where the course is to be provided, and details of course of study for which scholarship is awarded	
6.	Date of joining the course	

7.	Duration of study abroad	
8.	Likely date of completion	
9.	Likely date of return to India	
10.	Amount of assistance sought from Govt. for economy class air passage to the country of study	

Declaration

I hereby declare that the above entries are true to the best of my knowledge and belief, and furnishing of false information by me will attract such action as detailed in the Regulations of the Scheme.

(Signature of candidate)

Name of the candidate:

Place:.....

Dated: .

Income Certificate Form
(to be attached in original with application)

1. Name of the applicant:- _____

2. PAN No. of applicant:- _____

3.

Sl. NO	Name	Relationship	PAN NO.
a)		Father	
b)		Mother	
c)		Guardian	
d)		Spouse (If any)	

I certify to the best of my knowledge that the average monthly income in the preceding year ending 31st March, _____ from all sources (i) of the employed applicant Shri/Smt./Km..... of village Tehsil, District, was Rs..... per month (ii) of his/her father/Mother/Spouse/guardian* Shri/Smt./Km.* was Rs..... per month. I further certify that Shri/Smt./Km.*..... (applicant) is a citizen of India.

(Signature of competent authority)**
Designation**/Address
Seal of Office

Date/Place

NOTE:

2. So long as either of the parents is alive, the total income of the living parents, or if supported by guardian (s), the total income of the guardian (s) has to be specified in case of unemployed candidate.

3. In case the applicant is self-supporting or is himself/herself the head of the family, the total income of the applicant and of his/her spouse has to be specified.

* Score out that which is not applicable.

** The income certificate may be issued by the state competent authority of Revenue Department e.g. SDM, Tehsildar, Revenue Officer, etc.

4. A self-attested copy of the Income-Tax return of the concerned year in respect of the parents/Guardian/the applicant must be attached.

List of documents to be attached

1. Duly completed pro-forma in duplicate
2. Certificate of Proof of Date of Birth (Birth Certificate or Certificate of Passing X standard)
3. Disability Certificate
4. Voter I.D.
5. Aadhaar Card
6. Proof of residence, if the address mentioned in the application is different from the address mentioned in the Voter ID/Aadhaar Card.
7. Copy of PAN Card of the applicant.
8. Copy of Bank Account linked with Aadhaar No.
9. Copy of PAN Card of Father/Mother/Guardian/Spouse
10. Copy of Certificates and marksheets in support of Educational qualifications.
11. Income Tax Certificate in prescribed pro-forma
12. Income Tax Return of the candidate/parents/guardians whose income is considered to determine the income-ceiling
13. Details of the proposed study (in not more than 500 words)
14. Copy of admission papers from the accredited University/Institutions
15. Copies of offer of admission by the university/prospectus etc.
16. Self attested certificate to the effect that you are not availing any other scholarship for the same Course of study.

For Passage Grant

Instead of Sl. No. 14-16 above

13. Details of foreign scholarship
14. Copy of the letter from awarding authority
15. Details for arrangement for living/medical insurance/etc. for the duration of stay
16. Any other additional information

* * * * *

ANNEXURE 9:
NIRAMAYA APPLICATION FORM

Niramaya Application Form for Enrolment of PwD

Enrolment form

1. Name of referring RO

2. The National Trust Registration number of RO

3. Name of PwD

4. Address of PwD

House No.

Street Name

Landmark

District and State

Pin code

5. Contact No. (Mobile)

6. Father's/ Husband's Name

7. Date of Birth

Date Month Year

8. Gender

Male Female

9. Marital status

Single Married Other

10. Name of Legal Guardian and relationship with PwD

11. Mobile No. of Legal Guardian

12. Disability

Autism

Cerebral Palsy

Mental Retardation

Multiple Disabilities

13. Income	BPL <input type="checkbox"/> Upto Rs. 15,000 p.m. <input type="checkbox"/> Above Rs. 15,000 p.m. <input type="checkbox"/>
14. Details of Nominee	Name <hr/> Age <hr/> Relationship with PwD <hr/> Email ID <hr/> Contact number <hr/>
15. Bank details of the PwD	Name of the Account Holder <hr/> Bank account no. <hr/> Bank Name <hr/> Branch (City & State) <hr/> IFSC code <hr/>
16. Renewal Fee payment details	If online payment is done: <hr/> Reference number (URN number)/ Transaction ID <hr/> Date of transaction <hr/> If payment is done through - NEFT/ RTGS or submitted in the National Trust Account <hr/> Transaction ID <hr/> Date <hr/> Amount (in INR) <hr/>
17. Attachments	i. Disability Certificate <hr/> ii. BPL card (for BPL) <hr/> iii. Address proof <hr/> iv. Income certificate <hr/>

v. Proof of payment of enrolment fee

vi. Passport size photograph

Signature

Name

Place

Date

ANNEXURE 10:

ABOUT ADIP SCHEME AND TYPES OF AIDS AND APPLIANCES ISSUED

ADIP Scheme

(SCHEME OF ASSISTANCE TO DISABLED PERSONS FOR PURCHASE/FITTING OF AIDS/APPLIANCES)

ADIP Scheme is one of the major initiative of the Ministry of Social Justice & Empowerment, Govt. of India. This scheme is implemented to assist the needy disabled person in procuring durable, sophisticated and scientifically manufactured, modern, standard aids and appliances to promote physical, social, psychological rehabilitation of Persons with Disabilities by reducing the effects of disabilities and at the same time enhance their economic potential. Assistive devices are given to PwDs with an aim to improve their independent functioning, and to arrest the extent of disability and occurrence of secondary disability. The aids and appliances supplied under the Scheme must have due certification.

ELIGIBILITY OF THE BENEFICIARIES

A person with disabilities fulfilling following conditions would be eligible for assistance under ADIP Scheme:

- i. An Indian citizen of any age.
- ii. Holds a 40% Disability Certificate.
- iii. Has monthly income from all sources not exceeding Rs. 20,000/- per month.
- iv. In case of dependents, the income of parents/guardians should not exceed Rs. 20,000/- per month.
- v. Who have not received assistance during the last 3 years for the same purpose from any source. However, for children below 12years of age, this limit would be one year.

Note:- Income certificate of beneficiaries staying in orphanages and half-way homes etc. will be accepted on certification of District Collector or Head of the organization concerned.

Total Income	Amount of Assistance
(i) Up to Rs. 15,000/- per month	(i) Full cost of aid/appliance
(ii) Rs.15,001/- to Rs. 20,000/- per Month	(ii) 50% of the cost of aid/appliance

Beneficiaries fulfilling the above criteria can register at NIEPMD, Chennai, to avail the benefits of the scheme.

DOCUMENTS REQUIRED FOR REGISTRATION

- Disability Certificate
- 2 Nos. Passport Size Photographs of the Client
- Income Certificate (Photo copy)
Income Certificate from Revenue Agencies or BPL Card or MGNREGA Card or Disability Pension Card or Certificate from M.P/MLA/ Councilor/ Gram Pradhan and failing which Notarized Affidavit.
- Identity proof of beneficiaries (Photo copy of any one)
 - a) Passport
 - b) Driving license
 - c) Property card
 - d) Passbook of a nationalized bank with photo ID
 - e) PAN Card
 - f) Freedom fighter's identity card
 - g) Employee government ID card
 - h) Ration card with photo ID
 - i) Weapon's license
 - j) Pensioner's card
 - k) Employment card issued by employment guarantee scheme (EGS) authorities
 - l) Photo ID card issued by Ministry of Labour for employment insurance scheme (EIS)
 - m) Photo identity card issued by competent authority for schedule caste/ tribes and others backward castes.
 - n) Photo identity card issued by competent authority for handicapped persons
 - o) Post office saving pass book with photo ID
 - p) Aadhar card
 - q) Voter ID

TYPES OF AIDS & APPLIANCES ISSUED AT NIEPMD UNDER ADIP SCHEME

Category: ORTHOPEDIC DISABILITY (Pre-Fabricated)

S. No.	Aids & Appliances
1.	Tricycle
2.	Wheel Chair (Adult)
3.	Wheel Chair (Child)
4.	Walking Stick
5.	Walker (Foldable)
6.	Walker (Non-Foldable)
7.	Rollator
8.	Standing Frame
9.	Quadripod
10.	Tetrapod
11.	Auxiliary Crutches
12.	Elbow Crutches
13.	CP Chair
14.	Corner Chair

Category: ORTHOPEdic DISABILITY (Fabricated)

S. No.	Orthotic Appliances
1.	AFO with Pair Surgical Shoe (Small , Medium & Large)
2.	KAFO with Pair Surgical Shoe (Small , Medium & Large)
3.	HKAFO with Pair Surgical Shoe (Small , Medium & Large)
4.	AFO PP made (Small , Medium & Large)
5.	KAFO –Aluminum Made (Small , Medium & Large)
6.	Knee Cage-Conventional (Small , Medium & Large)
7.	Long Pan Hand S/ Functional Hand Splint-Aluminum Made (Small , Medium & Large)
8.	Short Cock-up / Opponens Hand Splint – Aluminum Made (Small , Medium & Large)
9.	Knee Cap (Small , Medium & Large)
10.	Pull Over Knee Cap (Small , Medium & Large)
11.	LSO Conventional Type
12.	LS Belt
13.	Baby Carrying Corset
14.	Mermaid Splint
15.	Hip Abduction Orthotics-Child,& Adult
16.	Knee Posterior Splint Aluminum Made (Small , Medium & Large)
17.	Spinal Jacket-PP –Made (Small , Medium & Large)
18.	Elbow Gaiters (Small , Medium & Large)
19.	Knee Gaiters (Small, Medium& Large)
20.	Surgical Shoe Open Type (Small , Medium & Large)
21.	Surgical Shoe Closed Type (Small , Medium & Large)
22.	CTEV Sandal
23.	CTEV Molded Shoe
24.	MCR Sandal
25.	T. Strap (Medical/ Lateral)

Category: ORTHOPEdic DISABILITY (Fabricated)

S. No.	Prosthesis Appliances
1.	Trans Femoral Endoskeletal (A/K) Prosthesis
2.	Trans Tibial Endoskeletal (B/K) Prosthesis
3.	Trans Humeral (A/E) Prosthesis with Cosmetic Glove
4.	Trans Radial (B/E) Prosthesis With Cosmetic Glove

Category: VISUAL DISABILITY

To receive the aids & appliances pertaining to visual disability a Bonafide Certificate is to be annexed, along with the others documents to ensure the beneficiaries current academic status.

Kit. NO.	Target Population and Appliances
1.	For Primary School Children From 1st to 5th Class (Interline Braille Slate with two stylus, Taylor frame with arithmetic types (250 grams) with packing box, Abacus (Inclusive Design), Drawing Board with 20 sheets, Two Braille scales (6'' and 12'') (Inclusive Design), Puzzles (Inclusive Design), Peg Board (Inclusive Design), Tactile book of drawings of major monuments, shapes of tall trees, types of houses, bridges, dam etc., One adapted board game with Dice, Auditory balls (2 in nos.), Scrabble board (Inclusive Design), Small white folding cane (Four folds with packing), Cubarithem, Talking wrist watch, Kit bag/specially designed school bag for assistive devices)
2.	For Upper Primary School Children From Class 6th to 8th (Inter point Braille Slate with two stylus (large), Interline Braille Slate, Taylor frames large with Arithmetic Types (250 grams) with packing box, Taylor frames large with Algebra Types (250 grams) with packing box, Tactile Geometry Kit with 20 raising sheets, Drawing Board with 20 raising sheets, Tactile Draught Board (Inclusive Design), Tactile Chess Board (Inclusive Design), One accessible board game, Tactile diagram set for Science teaching, Pocket Frame, Audio labeler (Inclusive Design), Signature guide with rupee checker and wallet, Braille wrist watch, White folding cane, Measuring kit (Inch tape, needle threader, small Braille scale, liquid indicator, measuring cup), Audio Ball 2 no, Talking Table Clock, Packing box.
3.	For Senior Secondary School Children For 9th and 10th Class (Interline Braille Slate with two stylus, Small white folding cane (Five folds with packing), Talking calculator, Tablet computer, Rupee checker with wallet, Packing box.
4. (A)	For Higher Secondary And Above School Children For Class 11th and 12th - Blind Children (DAISY Player with one speaker, Smart cane.)
4. (B)	For Higher Secondary And Above School Children For Class 11th and 12th - Low Vision Children (Mouse Cam Video Magnifier, Need based optical and non optical devices as prescribed by the rehabilitation expert.)
5. (A)	For College Students - Blind Students (Smart phone with screen reading software, Pocket size blue tooth keyboard for smart phone or tablet.)
5. (B)	For College Students -Low Vision Students (Smart phone with magnifier App for low vision, Need based optical and non optical devices as prescribed by the rehabilitation expert.)
6.	ADL Kit For Adults (Rupee checker plastic with signature guide and rupee checker flexible with wallet, Smart Cane, Talking body thermometer, Talking wrist watch, Liquid level indicator, Pill dispenser, Talking table clock with four alarms and stop watch, Audio labeler, Talking calculator, Measuring kit (inch tape, needle threader, small Braille scale, liquid indicator, measuring cup), Packing Box.)

Category: HEARING DISABILITY

S. No.	Aids & Appliances
Analogue Behind the Ear Hearing Aid *	
1.	Mild Class Hearing Aid **
2.	Moderate Class Hearing Aid **
3.	Strong class Hearing Aid **
4.	Extra Strong Class Hearing Aid **
Digital Behind the Ear Hearing Head *	
1.	Type II **
2.	Type III **
Trimmer Digital Behind the Ear Hearing Head *	
1.	Type II **
2.	Type III **

* Based upon Technology

** Based upon Power

Category: MENTAL DISABILITY

S. No.	Aids & Appliances
1.	Teaching Learning Material Kit (0 – 3 Years)
2.	Teaching Learning Material Kit (4 – 6 Years)
3.	Teaching Learning Material Kit (7 – 10 Years)
4.	Teaching Learning Material Kit (10+ Years)

CONTACT DETAILS

Section for ADIP Scheme

National Institute for Empowerment of persons with Multiple Disabilities (NIEPMD)
East Coast Road, Muttukadu, Kovalam Post, Chennai, Tamil Nadu, Pin Code – 603 112.
Tele – Fax +91-44-27472389, Telephone : 044 – 27472104, 27472113 Extension No: 333

ANNEXURE 11:
FITMENT OF COCHLEAR IMPLANT
APPLICATION FORM

ALI YAVAR JUNG NATIONAL INSTITUTE FOR THE HEARING HANDICAPPED
K.C. Marg, Bandra Reclamation, Bandra (w), Mumbai-400050.
(Department of Empowerment of Persons with Disabilities,
Ministry of Social Justice and Empowerment, Government of India, New Delhi)

FITMENT OF COCHLEAR IMPLANT UNDER REVISED ADIP SCHEME (2015-16)

APPLICATION FORM

The forms can be filled online and submit with all details. Alternatively a hard copy of the blank form can be taken, fill up and send with all required supporting documents to – Director, Ali Yavar Jung National Institute for the Hearing Handicapped, K.C. Marg, Bandra Reclamation, Bandra (w), Mumbai-400050 superscribing ‘Application for ADIP Cochlear Implant Service’. Application with incomplete information will not be considered.

DETAILS OF THE CHILD

Name :



Date of Birth :

Age :

Gender : Male Female Transgender

Degree of Hearing Loss : Mild Moderate Moderately Severe Severe Profound

Type of Hearing Loss : Conductive Mixed Sensorineural

PARENT'S INFORMATION <i>(Fill care giver's details if applicable & indicate in remark)</i>			
		Father's Details	Mother's Details
Name	:		
Age	:		
Religion	:		
Category	:	<input type="checkbox"/> General <input type="checkbox"/> OBC <input type="checkbox"/> SC <input type="checkbox"/> ST <input type="checkbox"/> NT	<input type="checkbox"/> General <input type="checkbox"/> OBC <input type="checkbox"/> SC <input type="checkbox"/> ST <input type="checkbox"/> NT
Educational Qualification	:		
Profession	:		

Permanent Address	:		
Address for Communication (With pin code) :	:		
Residence number	:		
Mobile number	:		
Annual income (Rs.)	:	<i>Monthly/Annual</i>	<i>Monthly/Annual</i>
AADHAAR Card No.	:		
Remark :			

FAMILY DETAILS

Family Set Up : Joint Nuclear

No. of siblings :

Brothers : Sisters :

Any person with disability in the family? YES/NO If yes, give details :

Any person in the family with cochlear implant? YES/NO If yes, give details :

DETAILS ABOUT HEARING AND SPEECH STATUS OF THE CHILD

Has your child's hearing testing been done? : Yes No

Is your child using hearing aids? : Yes No

If yes, give following details :

Which ear? : Right Left Both

Name of the hearing aid: Since when :

For how many hours each day? :

Does your child have a cochlear implant? : Yes No

Is your child's speech-language assessment done? : Yes No

Is your child attending speech therapy? : Yes No

If yes, give following details :

Name of the Center : Since when :

How many times per week? :

Is your child's psychological assessment done? Yes No

Has your child been seen by any other medical specialist (e.g. ENT, Neurologist, Pediatrician, etc.)? Yes No

Has your child been investigated radiologically for cochlear implantation (CT/MRI)? Yes No

Is your child attending Early Intervention/Preschool/School? Yes No

If yes, give following details :

Name of the School : Class :

Type Of School : Since when :

How many hours per week?

Does your child have problem other than hearing loss (e.g. mental retardation, autism, cerebral palsy, visual impairment, hyperactivity, etc.)?

Yes No

Mandatory documents to be attached along with the Application :

(All diagnostic reports must be from an authorized/registered professional only)

1. Birth Certificate of the child.
2. Caste Certificate of the Father.
3. Income certificate of family including both parents /care givers.
4. Hearing evaluation reports (Audiogram/ABR/IA/OAE/Other).
5. Speech & Language Evaluation Report.
6. Psychological Evaluation Report.
7. Medical evaluation report (ENT/Neurologist/Pediatrician/Registered Medical Professional)
8. Radiological evaluation (Printed report of CT/MRI)
9. Reports of other evaluations

I have read the ADIP Scheme and abide by ADIP scheme, Guidelines of CI and Corrigendum.

Signature of Parent/Guardian


Place :

Name :

Date :

ANNEXURE 12:
ABOUT DIVYANJAN SWALAMBAN
YOJANA

“DIVYANGJAN SWAVALAMBAN YOJANA”



1.0 Purpose :

To provide concessional credit for the benefit of the persons with disabilities (Disability as defined in PwD Act, 2016 or its amendments) for:

- Starting any activity contributing directly or indirectly in the income generation or helping PwD in their overall process of empowerment.
- Pursuing higher education after class 12th (UG, PG, Professional courses and other courses approved by UGC/AICTE/ICAR/Government etc)
- Pursuing vocational or skill development (ITI, Diploma any other course leading to enhancement of employment or self employment)
- Purchase and/or fitment of any assistive device(s)/customization/retrofitting or conversion of available machine, equipment, vehicle to disabled friendly mode

2.0 Objective :

The main objective of the Scheme is to assist the needy disabled persons by providing concessional loan for economic and overall empowerment.

3.0 Eligibility criteria :

- a) Any Indian citizen with 40% or more disability (Disability as defined in PwD Act, 2016 or its amendments).
- b) Age above 18 years. However, in case of persons with mental retardation, the eligible age would be above 14 years. The age criteria would not be required for educational loans. Age certificate issued by competent authority authorized by the State Government or as mentioned in the 10th certificate or any other certificate issued by the government would be the required document.

4. Rate of Interest for lending :

The financial assistance extended by NHFDC shall carry simple interest at the following rates per annum, wherever specific rates are not provided in the concerned loan schemes:-

S. No	Loan amount (Rs.in lakhs)	Rate Interest (%)	Implementing Agency margin (%)	Rate of Interest to PwDs (%)
(1)	(2)	(3)	(4)	(5)
				(3+4)
i)	less than 0.50	2	3	5
ii)	Above 0.50 - 5.0	3	3	6
iii)	Above 5.0 - 15.0	3	4	7
iv)	Above 15.0- 30.0	4	4	8
v)	Above 30.0- 50.0	4.5	4.5	9

Rebate : A rebate of 1% in interest will be allowed to women with disabilities/persons with disabilities other than OH in self employment loans of upto Rs.50,000/- . The rebate will be borne by NHFDC.

5. Amount of Loan :

The upper limit to extend concessional credit through various NHFDC schemes would be Rs.50.0 lakhs per beneficiary/unit. The actual loan amount within the upper limit of Rs.50.0 lakhs shall be determined by implementing agencies based on the needs of the activity/project being funded as well as repaying capacity of the borrower within the maximum repayment period.

6. Type of loan :

The nature of the loan could be term loan /working capital loan/ promoter contribution towards the loans being sanctioned by other financial institutions.

7. Repayment of Loan :

SCAs would be at liberty to decide activity wise/ case-wise repayment schedule within overall limit of 10 years from the date of disbursement of loan.

8. Prepayment

The borrower can repay the loan any time after commencement of repayment without having to pay any prepayment charges.

9. Security

9.0 Implementing Agencies should strive to seek requisite security as per their respective policies and may also try to cover any portion of the loan not covered with ample security/collateral security through Central Government Guarantee schemes. In order to further securitize the loan, implementing agencies may also consider co-opting family member, as defined in Companies Act, as the co-applicant in the loan.

9.1 The implementing agencies should ensure adequate insurance coverage of the assets and beneficiaries. The cost of insurance coverage of the beneficiaries should be borne under various insurance schemes implemented by Central and State Government & Insurance companies for weaker sections. The insurance

cost of assets should be part of the project cost and should be funded as such.

10. Procedure for Obtaining Loan & other terms & conditions :

Application in the prescribed format is to be submitted to the implementing agency for sanction of loan as per procedure & general terms & conditions as laid down, from time to time, by National Handicapped Finance and Development Corporation.

11. Implementing Agencies :

The loan schemes of NHFDC shall be implemented through any of the following channels :

- i. The State channelizing agencies nominated by the respective State Governments. For Delhi, the channelizing agency is: Delhi SC/ST/OBC, Minorities, Handicapped Financial & Dev. Corpn. Ltd., Ambedkar Bhavan, Institutional Area, Sector-XVI, Rohini (New Delhi); Email: dsfdcplanning@gmail.com; Tel No.011-27570627, 27572630
- ii. The banks and other financial institutions with which NHFDC has signed an agreement: The National Handicapped Finance and Development Corporation extends loan to the persons with disability through Punjab National Bank, Andhra Bank, IDBI Bank and also through Regional Rural Banks in the State of Haryana, Gujarat, Uttar Pradesh and Uttaranchal.
- iii. NBFC-MFIs and other institutions (Govt./Non Govt.) with which NHFDC have signed an agreement/issued specific letter of sanction.

12. Rights of NHFDC :

In case of any dispute, decision of the CMD, NHFDC will be final & binding

13. Other Terms and Conditions :

Other terms & conditions for the Scheme will be as per the guidelines issued by NHFDC for credit based funding schemes.

ANNEXURE 13:
FORM NO. 10-IA

FORM NO. 10-IA

[See sub-rule (2) of rule 11A]

Certificate of the medical authority for certifying 'person with disability', 'severe disability', 'autism', 'cerebral palsy' and 'multiple disability' for purposes of section 80DD and section 80U

Certificate No. _____

Date : _____

This is to certify that Shri/Smt./Ms _____ son/daughter of Shri _____, age years _____ male/female* residing at _____, Registration No. _____ is a person with disability/severe disability* suffering from autism/cerebral palsy/multiple disability*.

2. This condition is progressive/non-progressive/likely to improve/not likely to improve*.

3. Reassessment is recommended/not recommended after a period of months/years*.

Sd/-

(Neurologist/Pediatric Neurologist/Civil Surgeon/
Chief Medical Officer*)

Name :

Address of Institution/Government hospital :

Qualification/designation of specialist :

SEAL

Signature/Thumb impression* of the patient

Note : *Strike out whichever is not applicable.

ANNEXURE 14:
VOTER ID APPLICATION FORM

(b) Self-attested copy of address proof either in the name of applicant or any one of parents/spouse/adult child, if already enrolled as elector at the same address (*Attach anyone of them*)

(i) Document for proof of residence ^:- (Any one of these)

- | | | | |
|-----------------------------|---|-----------------------------|--|
| 1. <input type="checkbox"/> | Water/Electricity/Gas connection Bill for that address (atleast 1 year) | 2. <input type="checkbox"/> | Aadhaar Card |
| 3. <input type="checkbox"/> | Current passbook of Nationalized/Scheduled Bank/Post Office | 4. <input type="checkbox"/> | Indian Passport |
| 5. <input type="checkbox"/> | Revenue Department's Land Owning records including KisanBahi | | |
| 6. <input type="checkbox"/> | Registered Rent Lease Deed (In case of tenant) | 7. <input type="checkbox"/> | Registered Sale Deed (In case of ownhouse) |

(ii) Any Other document for Proof of residence: -

(If none of the above documents is available) (*Pl. Specify*)# _____

(9) Category of disability, if any(Optional) Locomotive Visual Deaf & Dumb
If any other (Give description) _____

Percentage of disability: %, Certificate attached (*Tick the appropriate box*) Yes No

(10) The details of my family member already included in the electoral roll at current address with whom I currently reside are as under:

Name of family member: _____ Relationship with applicant _____

His/her EPIC no.: _____

DECLARATION

I HEREBY DECLARE that to the best of my knowledge and belief-

(i) I am a citizen of India and place of my birth is:- Village/Town _____

District _____ State/UT _____

(ii) I am ordinarily a resident at the address mentioned at Sr. No. 8(a) in Form 6 since _____ (*mention month and year*)

(iii) I am applying for inclusion in Electoral Roll for the first time and my name is not included in any Assembly Constituency/ Parliamentary Constituency.

(iv) I don't possess any of the documents mentioned for proof of Date of Birth/Age. Therefore, I have enclosed _____ (*Name of the document*) in support of age proof (*Strike off, if not applicable*).

(v) I am aware that making the above statement or declaration in relation to this application which is false and which I know or believe to be false or do not believe to be true, is punishable under Section 31 of Representation of the People Act, 1950 (43 of 1950) with imprisonment for a term which may extend to one year or with fine or with both.

Date: _____

Place: _____ Signature of Applicant/Left Hand Thumb Impression

Accessibility Instructions:-In the light of provisions of Rights of Persons with Disabilities Act 2016 and Rights of Persons with Disabilities Rules, 2017, in case of persons with intellectual disability, autism, cerebral palsy and multiple disabilities etc., signature or left hand thumb impression of person with disability, or signature or left hand thumb impression of his/her legal guardian will be required.

Note-

* In case of a married female applicant, name of Husband may preferably be mentioned.

^ Submission of self-attested copy of mentioned documents will ensure speedy delivery of services.

In case none of the mentioned documents is available, field verification is must. As for example, category like homeless Indian citizens who are otherwise eligible to become electors but do not possess any documentary proof of ordinary residence, Electoral Registration Officer shall designate an officer for field verification.

✂ Acknowledgement/Receipt for application ✂

Acknowledgment Number _____ Date _____

Received the application in Form 6 of Shri/Smt./Ms. _____

[Applicant can refer the Acknowledgement No. to check the status of application.]

Name/Signature of ERO/AERO/BLO

ANNEXURE 15:
LEGAL GUARDIANSHIP FORM



The National Trust for the Welfare of
Persons with Autism, Cerebral Palsy,
Mental Retardation and Multiple
Disabilities.

...to take India's development journey to newer heights we seek your
support, blessings and active participation"

जयशंकर प्रसाद

THE NATIONAL TRUST Empowering Abilities, Creating Trust

Home About Us Contact Us Download Login

1

Personal
Details

2

Attachments
Details

3

Proposed Guardian's
Details

4

Applicant
Details

Personal Details

Personal Details of Person with Disability

Name of Person with Disability (PwD) * :

Date of Birth * :

Age :

Gender * : Male Female

Marital Status * : Single Married

Father's Name * :

Mother's Name * :

Address * :

State * :

District * :

Pincode * :

PWD Aadhaar Card No. :

Next

PWD DOCUMENT DETAILS

Attach Proof of Residence of PWD* : No file selected.

Select Disability Type* :

percentage* : %

Issuing Authority of Disability Certificate *

The Disability Certificate should be from any recognized Government Hospital.

ISSUING AUTHORITY NAME	DESIGNATION	ADDRESS	CONTACT NUMBER
<input type="text"/>	<input type="text"/>	<input type="text"/>	<input type="text"/>

Attach Disability Certificate* : No file selected.

PERSON WITH DISABILITY ASSETS DETAILS

PwD does not have Movable Property (Select this option in case of No movable property)

Details of Movable property on which PwD has share * :

Attach proof* : No file selected.

Details of Immovable property on which the PwD has share as per format *

PwD does not have Immovable Property (Select this option in case of No Immovable property)

Survey No.	Village/Town	Measurement of the immovable property	Other Information
<input type="text"/>	<input type="text"/>	<input type="text"/>	<input type="text"/>

Proposed Guardian's Detail

Proposed Guardian *

Individual or Both Guardian Organisation

In case the proposed guardian is a parent, then the name of the other parent must also be included.

Individual or Both Guardian's Detail

Guardian's Name * :

Name of other parent :

Address * :

State * :

District- * :

Pin code * :

UID No :

Aadhaar Card No. :

Relationship of PwD with Proposed Guardian * : Parent Relative Registered Organization Any Other

Email ID * :

Contact Details * :

If Any Other Email, please specify :

Combined photo of proposed guardians with PwD (jpg.png) * : No file selected.

Consent of the person proposed to be appointed Guardian. * : Yes No

Attach proof of consent * : No file selected.

Consent of the existing Guardian, if any * : Yes No

Attach proof of residence of proposed Guardian. * : No file selected.

Undertaking by the applicant that the proposed Guardian is:*

A citizen of India

Is not of unsound mind or is currently undergoing treatment for mental illness.

Does not have a history of criminal conviction.

Is not a destitute and dependent on others for his own living (proof of income source to be attached)

Has not been declared insolvent or bankrupt.

Save & Next

Applicant Details

Name of Applicant * :

Address* :

State * :

District * :

Pincode* :

UID No. :

Aadhaar Card No. :

Relationship of PwD with Applicant.* : Parent Relative(relative means related by blood,adoption,marriage) Registered Organization Any Other

Tick the obligations for which Guardianship is to be given* : Maintenance and Residential Care Management of immovable property Management of movable property Any other?

First Witness Name* :

Address* :

Contact No.* :

Aadhaar Card No. :

Second Witness Name* :

Address* :


Contact No.* :

UID No :

Aadhaar Card No. :

Guardianship Application is normally required to be filed jointly by either both the Parents or all the siblings as the case may be. Please confirm whether this application is joint or not.* : Single Application Joint Application

/We confirm that all the facts given above by me/us are true and correct to the best of my/ our knowledge and as stipulated under the National Trust Act and its Rules and Regulations

Captcha : 


Please fill all * Marked mandatory fields

Last Updated On: 15-11-2016

Visitor Counter : 33781

[Site Map](#) | [Terms and Conditions](#) | [Disclaimer](#) | [Help](#) | [Website Policies](#) | [Tenders](#) | [Archives](#) | [Screen Reader Access](#)

This website belongs to The National Trust, Ministry of Social Justice and Empowerment (MSJE), Govt. Of India. Site Designed, Developed and Hosted by National Informatics Centre.



In Telangana, Nayi Disha, an organisation advocating for and supporting PwIDDs, collaborated with the Tech Mahindra Foundation, the philanthropic arm of Tech Mahindra Group, to address the diverse needs and challenges faced by PwDs and their families across the state. Nayi Disha fostered a supportive ecosystem for the families having individuals with intellectual and developmental disabilities. Tech Mahindra Foundation championed causes that uplift marginalised communities. With an exceptional track record of nurturing talent and enhancing livelihoods, Tech Mahindra Foundation has earned its place as a leading force in corporate social responsibility. Together, we envision a future where barriers are dismantled, potential is nurtured, and dreams know no bounds.

